

MINUTES OF BOARD OF DIRECTORS  
MEETING NOVEMBER 18, 2025

THE STATE OF TEXAS  
COUNTY OF HARRIS  
HARRIS COUNTY MUNICIPAL UTILITY DISTRICT NO. 109

§  
§  
§

The Board of Directors (the “*Board*”) of Harris County Municipal Utility District No. 109 (the “*District*”) met in regular session, open to the public, at the Atascocita Waste Water Treatment Plant, 5003 Atascocita Road, Humble, Texas 77346, on November 18, 2025, at 5:30 p.m.; whereupon the roll was called of the Board, to-wit:

Owen H. Parker, President  
Chris Green, Vice President  
Cheryl Moore, Secretary  
Robin Sulpizio, Assistant Secretary  
Dennis Bone, Assistant Secretary

All members of the Board were present. Also attending all or parts of the meeting were Ms. Odett Newman of Bob Leared Interests (“BLI”), tax assessor and collector for the District; Lieutenant Steve Romero of Harris County Precinct 4 Constable’s Office; Mr. Corey Burton of Municipal Accounts & Consulting, LP (“MAC”), bookkeeper for the District; Mr. Chris Meinhardt of BGE, Inc. (“BGE”), engineer for the District; Mr. Clint Gehrke of Water Waste Water Management Services, Inc. (“WWWMS”), operator for the District; and Mr. Dimitri Millas, Ms. Leslie Bacon and Ms. Jane Maher of Norton Rose Fulbright US LLP (“NRF”), attorneys for the District.

**Call to Order.** President Parker called the meeting to order in accordance with notice posted pursuant to law, copies of certificates of posting of which are attached hereto as *Exhibit A*, and the following business was transacted:

1. **Public Comments.** There were no public comments.
2. **Minutes.** The Board considered the proposed minutes of the meeting held on October 21, 2025, previously distributed to the Board. Upon motion by Director Green, seconded by Director Sulpizio, after full discussion and the question being put to the Board, the Board voted unanimously to approve the minutes of the meetings held on October 21, 2025, as presented.
3. **Security Report.** President Parker recognized Lieutenant Romero, who reviewed the Security Report for the month of October 2025, a copy of which is attached hereto as *Exhibit B*. Upon motion by Director Sulpizio, seconded by Director Green, after full discussion and the question being put to the Board, the Board voted unanimously to approve the Security Report.
4. **Review Operations Report, authorize repairs, and approve termination of delinquent accounts in accordance with the District’s Rate Order.** President Parker recognized Mr. Gehrke, who presented the Operations Report dated November 18, 2025 and a list of delinquent accounts, copies of which are attached hereto as *Exhibit C*. Mr. Gehrke reported that 92.78% of the water pumped was billed for the period October 1, 2025 through October 31, 2025.

Mr. Gehrke reported on various maintenance items.

Mr. Gehrke reported that CDC Unlimited, LLC requested an increase for turf maintenance that includes the new lift station at Barrents Drive and FM 1960 East. He reviewed the price increase proposal, a copy of which is attached hereto as *Exhibit D*. Ms. Bacon stated that this item would be added to the next agenda.

Mr. Gehrke reviewed a customer request 5311 Green Timbers Dr. He stated that the customer was back billed for a sewer backup due to the dumping of trash in the manhole and is requesting a payment plan. It was the consensus of the Board to offer a four month payment plan. Mr. Gehrke noted that if the customer is unable to afford the four month payment plan, WWWMS would work with the customer on a payment plan.

Upon motion by Director Moore, seconded by Director Green, after full discussion and the question being put to the Board, the Board voted unanimously to approve the Operations Report, approve the termination of delinquent accounts in accordance with the terms of the District's Rate Order, and approve the payment plan for 5311 Green Timbers Dr.

**5. Tax Collector's Report and authorize payment of certain bills.** President Parker recognized Ms. Newman who presented to and reviewed with the Board the Tax Assessor and Collector's Report for the month of October 2025, a copy of which is attached hereto as *Exhibit E*. She provided an update on the transition and tax payments.

Upon motion by Director Sulpizio, seconded by Director Bone, after full discussion and the question being put to the Board, the Board voted unanimously to approve the Tax Assessor and Collector's Report and to authorize payment of checks therein, from the Tax Account to the persons, in the amounts, and for the purposes listed therein.

**6. Review Bookkeeper's Report, and authorize payment of certain bills, and approve quarterly investment report.** President Parker recognized Mr. Burton, who presented to and reviewed with the Board the Bookkeeper's Report, a copy of which is attached hereto as *Exhibit F*.

Upon motion by Director Bone, seconded by Director Sulpizio, after full discussion and the question being put to the Board, the Board voted unanimously to approve the Bookkeeper's Report and to authorize payment of the checks in the amounts, to the persons, and for the purposes listed therein.

**7. Engineer's Report.** President Parker recognized Mr. Meinhardt who presented to and reviewed with the Board the Engineer's Report, a copy of which is attached hereto as *Exhibit G*.

Mr. Meinhardt reported on the Wastewater Treatment Plant Belt Press Replacement/Belt Press Building Rehabilitation. He stated that the submittal reviews are ongoing.

Mr. Meinhardt reported on the Sanitary Sewer Rehabilitation. He stated that BGE is currently working on the plan set and that BGE anticipates the design plans to be 70% complete by the end of November and anticipates submitting plans for agency review in early December.

Mr. Meinhardt reported on the Capital Improvement Plan. He stated that BGE is currently working on the 2025 adopted budget CIP projects.

Mr. Meinhardt reported on Lift Station No. 3 Rehabilitation/Fence Replacement. He stated

that submittal reviews are ongoing and that the contractor plans to mobilize at the end of November due to waiting on supplies to be delivered.

Mr. Meinhardt reported on the Interconnect with Harris County Municipal Utility District No. 46 ("HCMUD No. 46"). He stated that the design is ongoing and that BGE anticipates design plans 30% complete by the end of December.

Mr. Meinhardt reported on Water Plant No. 1 Ground Storage Tank Replacement. He stated that BGE is filling the tank and pulling bac-T samples and that BGE anticipates starting forms, subgrade, and paving this week. He noted that the contractor reports a total of seven residents reporting overspray issues and that all seven residents have been taken care of. He presented Pay Estimate No. 7 in the amount of \$70,700.40 for approval.

Mr. Meinhardt reported on Water Plant No. 1 and No. 2 Electrical Improvements. He stated that design plans are currently 30% complete and BGE anticipates 70% design plans by the end of December.

Mr. Meinhardt reported on the Woodland Hills Tract. He stated that there is no update this month.

Mr. Meinhardt reported on the GIS. He stated that a TEAMS meeting was held on November 6, 2025 with BGE's GIS team and the WWWWMS for a tutorial on the updated GIS application for the District.

Mr. Meinhardt reported on Capacity Commitments. He stated that he has been in contact with Mr. Gilbert and is waiting for documentation from Mr. Gilbert showing what was paid to the District for the utility extension across FM 1960.

Mr. Meinhardt reported on the water conservation grant. He stated that BGE can send the interlocal agreement to NRF for review. It was the consensus of the Board to not pursue the grant at this time.

Upon motion by Director Green, seconded by Director Sulpizio, after full discussion and the question being put to the Board, the Board voted unanimously to: (1) approve the Engineer's Report; (2) and approve Pay Estimate No. 7 in the amount of \$70,700.40 for the Water Plant No. 1 Ground Storage Tank Replacement.

**8. Matters pertaining to 2026 Directors Election, including Appointment of Agent, Notice of Deadline to File Applications, Resolution Authorizing Publication of Notice of Intent Not to Use an Electronic Voting Machine and election procedures.** President Parker recognized Ms. Bacon, who reviewed the Appointment of Agent for the 2026 Director Election, the Notice of Deadline to File Applications for Place on the Ballot and the Resolution Authorizing Publication of Notice of Intent Not to Use an Electronic Voting System for the 2026 Directors Election, copies of which are attached hereto as *Exhibit H*. She reported that should Harris County not offer joint election services, the District is permitted to hold a directors election without use of an electronic voting machine. She stated that the notice of exemption from use of an electronic voting system must be published in a newspaper in general circulation in the District to comply with the statute.

Upon motion by Director Bone, seconded by Director Sulpizio, after full discussion and the question being put to the Board, the Board voted unanimously to appoint Jane Maher as the

Election Agent for the upcoming Directors Election scheduled for May 2, 2026, approve the Notice of Deadline to File Applications for Place on the Ballot, and approve the Resolution Authorizing Publication of Notice of Intent Not to Use an Electronic Voting Machine.

THERE BEING NO FURTHER BUSINESS TO COME BEFORE THE BOARD, the meeting was adjourned.

\* \* \*

The above and foregoing minutes were passed and approved by the Board of Directors on December 16, 2025.

  
\_\_\_\_\_  
President, Board of Directors

ATTEST:

  
\_\_\_\_\_  
Secretary, Board of Directors

## HARRIS COUNTY MUNICIPAL UTILITY DISTRICT NO. 109

### NOTICE

In accordance with chapter 551, Texas Government Code and Section 49.063, Texas Water Code, both as amended, take notice that the Board of Directors of Harris County Municipal Utility District No. 109 will meet in regular session, open to the public, at **Atascocita Waste Water Treatment Plant, 5003 Atascocita Road, Humble, Texas 77346**, at **5:30 p.m. on Tuesday, November 18, 2025**. At such meeting, the Board will consider and act on the following matters:

1. Public comments (3 minutes maximum per person);
  2. Approve minutes of the meeting held on October 21, 2025;
  3. Report by Harris County Precinct Four Constable and take any necessary action;
  4. Approve Operations Report, authorize repairs, approve termination of delinquent accounts in accordance with the District's Rate Order;
  5. Review Tax Collector's Report and authorize payment of certain bills;
  6. Review Bookkeeper's Report, and authorize payment of certain bills, and approve quarterly investment report;
  7. Review Engineer's Report, including approval of pay estimates, authorization of change orders to pending construction contracts, proposal for construction materials testing, annexation matters, capital improvement plan, variance request and authorize capacity commitments;
  8. Matters pertaining to 2026 Directors Election, including Appointment of Agent, Notice of Deadline to File Applications, Resolution Authorizing Publication of Notice of Intent Not to Use an Electronic Voting Machine and election procedures;
- and such other matters as may properly come before the Board.



  
Norton Rose Fulbright US LLP  
Attorneys for District

If, during the course of the meeting covered by this Notice, the Board should determine that a closed or executive session of the Board should be held or is required in relation to any agenda item included in this Notice, then such closed or executive meeting or session, as authorized by the Texas Open Meetings Act, will be held by the Board at the date, hour, and place given in this Notice concerning any and all subjects for any and all purposes permitted by Sections 551.071-551.084 of the Texas Government Code and the Texas Open Meetings Act, including, but not limited to, Section 551.071 - for the purpose of a private consultation with the Board's attorney on any or all subjects or matters authorized by law.

Persons with disabilities who plan to attend this meeting and would like to request auxiliary aids or services are requested to contact the District's paralegal at (713) 651-5589 at least three business days prior to the meeting so that appropriate arrangements can be made.

203176016.1

CERTIFICATE OF POSTING NOTICE  
OF MEETING OF BOARD OF DIRECTORS

THE STATE OF TEXAS

§

COUNTY OF HARRIS

§

HARRIS COUNTY MUNICIPAL UTILITY DISTRICT NO. 109

§

I hereby certify that on Nov. 12, 2025, I posted the Notice of Meeting of the Board of Directors of Harris County Municipal Utility District No. 109, a true copy of which is attached hereto, at a place convenient to the public in Plexiglas enclosed bulletin boards located on the grounds of the District's Water Plant No. 1 at 5722 Forest Timbers Drive, Water Plant No. 2 at 20322 Burle Oak, Lift Station No. 1 at 19419 Timber Forest Drive, and Lift Station No. 2 at 4630 Springlea, within said political subdivision, as required by law.

EXECUTED this 12 day of November 2025.

A handwritten signature in black ink, appearing to be 'A. J. R.', is written over a horizontal line.

**Jane Maher**

---

**From:** Russell Lambert <russ@texasnetwork.com>  
**Sent:** Tuesday, November 11, 2025 4:29 PM  
**To:** Jane Maher  
**Cc:** The Texas Network  
**Subject:** RE: 109 & AJOB November Postings

## **CERTIFICATE OF POSTING OF NOTICE OF PUBLIC MEETING**

THE STATE OF TEXAS       §  
                                     §  
COUNTY OF HARRIS       §

I hereby certify that on the date listed in this email above, that I have posted the November 18, 2025 notice of public meeting on the website at the following location: <https://www.waterdistrict109.com/meetings>

Russell Lambert  
[russ@texasnetwork.com](mailto:russ@texasnetwork.com)

---

**From:** Jane Maher <jane.maher@nortonrosefulbright.com>  
**Sent:** Tuesday, November 11, 2025 3:08 PM  
**To:** Russell Lambert <russ@texasnetwork.com>  
**Cc:** The Texas Network <support@texasnetwork.com>  
**Subject:** 109 & AJOB November Postings

Good afternoon,

Please post the attached agendas for 109 & AJOB. Please note that with recent legislative changes, agendas must be posted at least 3 full business days in advance, so the agendas must be posted by 6:00 p.m. tomorrow. Please return the certificates of posting to me at your earliest convenience.

Thanks

**Jane Maher** | Senior Paralegal  
Norton Rose Fulbright US LLP  
1550 Lamar Street, Suite 2000, Houston, Texas 77010-4106, United States  
Tel +1 713 651 5589 | Fax +1 713 651 5246



jane.maher@nortonrosefulbright.com

## **NORTON ROSE FULBRIGHT**

*Law around the world*  
[nortonrosefulbright.com](http://nortonrosefulbright.com)

This email message and any attachments are for the sole use of the intended recipient(s). Any unauthorized review, use, disclosure, copying or distribution is prohibited. If you are not the intended recipient, please contact the sender by reply email and destroy all copies of the original message and any attachments.

To reply to our email administrator directly, send an email to [nrfus.postmaster@nortonrosefulbright.com](mailto:nrfus.postmaster@nortonrosefulbright.com).

Norton Rose Fulbright US LLP, Norton Rose Fulbright LLP, Norton Rose Fulbright Canada LLP and Norton Rose Fulbright South Africa Inc are separate legal entities and all of them are members of Norton Rose Fulbright Verein, a Swiss verein. Norton Rose Fulbright Verein helps coordinate the activities of the members but does not itself provide legal services to clients. Details of each entity, with certain regulatory information, are available at [nortonrosefulbright.com/legal-notices](http://nortonrosefulbright.com/legal-notices).



# HARRIS COUNTY CONSTABLE, PRECINCT 4

## CONSTABLE MARK HERMAN

*"Proudly Serving the Citizens of Precinct 4"*

6831 Cypresswood Drive ★ Spring, Texas 77379 ★ (281) 376-3472 ★ [www.ConstablePct4.com](http://www.ConstablePct4.com)

Monthly Contract Stats

## HARRIS CO MUNICIPAL UTILITY DIST #109

For October 2025

### Categories

|                        |                         |                        |
|------------------------|-------------------------|------------------------|
| Burglary Habitation: 0 | Burglary Vehicle: 2     | Theft Habitation: 1    |
| Theft Vehicle: 1       | Theft Other: 2          | Robbery: 0             |
| Assault: 1             | Sexual Assault: 0       | Criminal Mischief: 3   |
| Disturbance Family: 17 | Disturbance Juvenile: 1 | Disturbance Other: 1   |
| Alarms: 21             | Suspicious Vehicles: 15 | Suspicious Persons: 19 |
| Runaways: 0            | Phone Harrassment: 0    | Other Calls: 606       |

### Detailed Statistics By Deputy

| Unit Number | Contract Calls | District Calls | Reports Taken | Felony Arrests | Misd Arrests | Tickets Issued | Recovered Property | Charges Filed | Mileage Driven | Days Worked |
|-------------|----------------|----------------|---------------|----------------|--------------|----------------|--------------------|---------------|----------------|-------------|
| 30          | 14             | 1              | 2             | 0              | 0            | 13             | 0                  | 0             | 1551           | 15          |
| H36         | 1              | 1              | 1             | 0              | 0            | 0              | 0                  | 0             | 39             | 1           |
| H67         | 51             | 11             | 6             | 4              | 1            | 100            | 0                  | 2             | 872            | 17          |
| H68         | 73             | 21             | 28            | 0              | 3            | 26             | 0                  | 4             | 812            | 20          |
| H69         | 48             | 18             | 18            | 0              | 0            | 21             | 0                  | 1             | 1006           | 20          |
| H70         | 4              | 2              | 3             | 0              | 0            | 8              | 0                  | 0             | 134            | 3           |
| TOTAL       | 191            | 54             | 58            | 4              | 4            | 168            | 0                  | 7             | 4414           | 76          |

### Summary of Events

Alarms:

Deputies responded to 21 alarm calls that were cleared as false.

Checks:

Deputies conducted numerous combined park checks, neighborhood checks, MUD, and other miscellaneous checks.

Traffic Enforcement:

Deputies conducted numerous traffic stops and traffic initiatives throughout the contract during the month in the interest of public safety, and in an attempt to reduce the risk of motor vehicle accidents.

5900 Rivergrove Bend Dr- Deputy initiated a traffic stop. Investigation revealed the violator

operating the motor vehicle had open warrants, and the violator was taken to jail.

#### Burglary Motor Vehicle:

5400 FM 1960 Rd E- Deputy responded to a burglary of a motor vehicle. Investigation revealed unknown suspect forced entry into the complainant's vehicle, stole property, and fled undetected.

20100 Misty Pines Dr- Deputy responded to a burglary of a motor vehicle. Investigation revealed unknown suspect forced entry into the complainant's vehicle, stole property, and fled undetected.

#### Theft Habitation:

5300 Enchanted Mist Dr – Deputy responded to a theft. Complainant's son had an eleven-year-old friend over. She accused her child's friend of stealing cash from her son. No charges filed.

#### Stolen Vehicle:

5600 Enchanted Timbers Dr – Deputy was dispatched to stolen vehicle call. Investigation revealed unknown person stole complainant's vehicle.

#### Theft Other:

20200 Misty Pines Dr- Deputy responded to a theft other call. Investigation revealed known subject stole money from the complainant's residence.

19100 Moon Trail Dr- Deputy responded to a theft other call. Investigation revealed unknown suspect stole a catalytic converter off the complainant's vehicle.

#### Assault:

5700 Forest timbers Dr – Deputies were dispatched to assault call. Investigation revealed two juvenile males were jumped on two different occasions by a group of males at a neighborhood park. Humble ISD PD notified.

#### Criminal Mischief:

20200 Big Timber Ct- Deputy responded to a criminal mischief call. Investigation revealed unknown suspect(s) caused damage to a vacant home.

20700 W Lake Houston Pkwy- Deputy responded to a criminal mischief call. Investigation revealed unknown suspect(s) vandalized the complainant's vehicle.

20000 Faye Oaks Dr- Deputy responded to a criminal mischief call. Investigation revealed known subject damaged the window to the residence. Complainant did not want to pursue charges.

#### Disturbance Family:

5300 Green Timbers Dr – Deputy responded to a family disturbance call. Investigation revealed family members engaged in a disturbance. No charges filed

19300 Spoonwood Ct – Deputy responded to a family disturbance call. Investigation revealed family members engaged in a disturbance. No charges filed

5600 Timbers Trail Dr - Deputy responded to a family disturbance call. Investigation revealed

family members engaged in a disturbance. A juvenile was arrested.

5400 Palamino Ct – Deputy responded to a family disturbance call. Investigation revealed family members engaged in a disturbance. An injury to child charge was filed.

19400 Climbing Oaks Dr – Deputy responded to a family disturbance call. Investigation revealed family members engaged in a disturbance. No charges filed

5400 Enchanted Mist Dr – Deputy responded to a family disturbance call. Investigation revealed family members engaged in a disturbance. No charges filed

5900 Bent Tree Ct – Deputy responded to a family disturbance call. Investigation revealed family members engaged in a disturbance. No charges filed

5400 Enchanted Mist Dr – Deputy responded to a family disturbance call. Investigation revealed family members engaged in a disturbance. No charges filed

19700 Burle Oaks Ct – Deputy responded to a family disturbance call. Investigation revealed family members engaged in a disturbance. No charges filed

19700 Oak Branch Ct – Deputy responded to a family disturbance call. Investigation revealed family members engaged in a disturbance. No charges filed

20000 Swiftbrook Dr- Deputy responded to a family disturbance. Investigation revealed family members engaged in a disturbance. No charges filed.

5500 Dove Forest Ln- Deputy responded to a family disturbance. Investigation revealed family members engaged in a disturbance. No charges filed.

20100 Misty Pines Dr- Deputy responded to a family disturbance. Investigation revealed family members engaged in a disturbance. No charges filed.

5600 Deer Timbers Trl- Deputy responded to a family disturbance. Investigation revealed family members engaged in a disturbance. No charges filed.

5400 Deer Timbers Trl- Deputy responded to a family disturbance. Investigation revealed family members engaged in a disturbance. No charges filed.

5400 Deer Timbers Trl- Deputy responded to a family disturbance. Investigation revealed family members engaged in a disturbance. No charges filed.

20000 Faye Oaks Dr- Deputy responded to a family disturbance. Investigation revealed family members engaged in a disturbance. No charges filed.

Suspicious Vehicle:

Deputies responded to 15 suspicious vehicle calls within the community. Each incident was investigated and cleared without further action required

Suspicious person:

Deputies responded to 19 suspicious person calls within the community. Each incident was investigated and cleared without further action required.

Other:

20700 W Lake Houston Pkwy. - Deputy responded to a burglary of business. Investigation revealed unknown suspect forced entry into the business, stole property and fled undetected.

4600 FM 1960 Rd E- Deputy responded to a disturbance call. Investigation revealed subject was causing a disturbance and was trespassed.

20700 W Lake Houston Pkwy. - Deputy responded to a burglary of business. Investigation revealed unknown suspect forced entry into the business, stole property and fled undetected.

20100 Big Timber Dr- Deputy responded to a suspicious activity call. Investigation revealed a known consumer thought someone was trying to take her dog.

5300 FM 1960 Rd E- Deputy responded to a mental health call. Investigation revealed consumer had a mental crisis, was transported to the hospital to get evaluated.

5300 Forest Timbers Dr- Deputy responded to an abandoned vehicle call. The vehicle was towed.

19800 Burle Oak Dr- Deputy responded to a vehicle recovery call. Investigation revealed complainant purchased a vehicle from FB market and later learned it was reported stolen.

100 Kings Lake Estates Blvd- Deputy responded to a dog bite. Investigation revealed the complainants' neighbor's dog was not on a leash and bit her dog. The owner to the unleashed dog agreed to pay for vet bill.

20100 Dawn Mist Dr- Deputy responded to a meet the citizen call. Investigation revealed the complainant needed a report for an alarm incident that took place in May.

6200 FM 1960 Rd E- Deputy responded to a meet the citizen call. Investigation revealed the complainant was being notified of a tracking device on her vehicle. Deputy did not find a tracker on vehicle.

19500 Forest Timbers Cir – Deputy was dispatched to a terroristic threat call. Investigation revealed suspect threatened to kill complainant. Harris County District Attorney office accepted charges.

19400 Forest Timbers Ct - Deputies responded to a Mental Health type call. Investigation revealed consumer in mental crisis. The consumer was transported to the hospital for evaluation.

5700 Green Timbers Dr – Deputy observed abandoned vehicle. The vehicle was towed.

19500 Oak Timbers Dr – Deputies were dispatched to meet the citizen call. Investigation revealed unknown person sending nudes of complainant to people on snapchat.

19300 Forest Fern Ct – Deputies were dispatched to accidental injury call. Investigation revealed complainant fell off ladder in front yard becoming unconscious. Complainant was transported to hospital by EMS.

5200 Green Timbers Dr - Deputies responded to a Mental Health type call. Investigation revealed consumer in mental crisis. The consumer was transported to the hospital for evaluation.

5200 Enchanted Mist Dr – Deputy responded to a fraud type call. An elderly couple were scammed and provided their financial banking information which resulted in a loss of over \$25,000.00.

19300 Leewood Ct – Deputy responded to a child custody dispute. Parent wanted a report for their custody dispute.

**WWWMS, INC.**  
**HARRIS COUNTY MUD # 109**  
**OPERATIONS REPORT**  
**Tuesday, November 18, 2025**

**BILLING AND COLLECTION RECAP:**

**DEPOSITED IN YOUR ACCOUNT LAST MONTH:**

|                           |                      |
|---------------------------|----------------------|
| Period Ending:            | Oct-25               |
| Deposit:                  | \$ 4,925.00          |
| Penalty:                  | \$ 3,151.06          |
| Water:                    | \$ 65,830.01         |
| Sewer:                    | \$ 67,383.97         |
| Inspection:               | \$ 711.08            |
| Voluntary Fire & EMS:     | \$ -                 |
| Misc:                     | \$ 7,777.34          |
| NHCRWA:                   | \$ 18,204.00         |
| Reconnect:                | \$ -                 |
| NSF Fee:                  | \$ 285.60            |
| <b>Total Collections:</b> | <b>\$ 168,268.06</b> |

**CURRENT BILLING:**

|                       |                      |
|-----------------------|----------------------|
| Period Ending:        | Nov-25               |
| Deposit:              | \$ -                 |
| Penalty:              | \$ 2,483.84          |
| Water:                | \$ 57,863.53         |
| Sewer:                | \$ 68,645.07         |
| Inspection:           | \$ 801.00            |
| Voluntary Fire & EMS: | \$ -                 |
| Misc:                 | \$ 3,420.00          |
| NHCRWA:               | \$ 68,476.43         |
| <b>Total Billing:</b> | <b>\$ 201,689.87</b> |

**CUSTOMER AGED RECEIVABLES:**

|                           |     |                     |
|---------------------------|-----|---------------------|
| 30 Day                    | -1% | \$ (1,267.13)       |
| 60 Day                    | 9%  | \$ 17,442.74        |
| 90 Day                    | 3%  | \$ 6,251.45         |
| 120 Day                   | 14% | \$ 27,887.74        |
| Overpayments              |     | \$ (9,570.30)       |
| <b>Total Receivables:</b> |     | <b>\$ 40,744.50</b> |

**HGCSD PERIOD: 10/1/25 THRU 10/31/25**

**Period 6/1/25 thru 5/31/26**

**MONTHLY TOTAL**

|                          |         |    |
|--------------------------|---------|----|
| Gallons Authorized:      | 450.000 | MG |
| Current Month Produced:  | 33.184  | MG |
| Cum. Gallons Produced:   | 150.980 | MG |
| Auth. Gallons Remaining: | 299.020 | MG |
| Avg. Gallons Per Month:  | 30.196  | MG |
| Permit Months Remaining: | 7       |    |

**WATER PLANT OPERATIONS:**

**Period: 10/1/2025 thru 10/31/2025**

**MONTHLY TOTAL**

|                              |        |    |
|------------------------------|--------|----|
| Production:                  | 32.678 | MG |
| Amount Purchased:            | 0.000  | MG |
| Total Amount:                | 32.678 | MG |
| Consumption: (Billed)        | 29.520 | MG |
| 46 I/C                       | 0.000  | MG |
| Maint. / Leaks / Flushing    | 0.000  | MG |
| Est. Amt. Sold to HC MUD 151 | 0.800  | MG |
| Total:                       | 30.320 | MG |
| Daily Average Production:    | 1.054  | MG |
| Percent Accounted For:       | 92.78% |    |

**NEW METER INSTALLATIONS:**

|               |          |
|---------------|----------|
| Residential:  | 0        |
| Commercial:   | 0        |
| <b>Total:</b> | <b>0</b> |

**CONNECTION COUNT:**

|                          |             |
|--------------------------|-------------|
| Residential:             | 3023        |
| Commercial:              | 104         |
| Clubs/Schools:           | 1           |
| Irrigation:              | 19          |
| Vacant:                  | 52          |
| Builders:                | 28          |
| Vacation:                | 0           |
| No Bill:                 | 6           |
|                          | <b>3233</b> |
| New Finals and Transfers | -59         |
|                          | <b>3174</b> |

**ACCOUNTS SENT TO COLLECTIONS:**

Total of (0)

## HARRIS COUNTY MUD #109

### ACTIVITY REPORT

November 18, 2025

Item 1: Attached Reports are listed as follows:

- A.) Accounts turned over to collections (0).
- B.) Historical data on water production report.
- C.) NHCRWA Pumpage and Billing report for OCTOBER 2025
- D.) Billing / Recap Summary Report

Item 2: Water Plant 1

- A.) Painting of Ground Storage Tank is completed. Contractor working on electrical and concrete pavement.

Item 3: Fire hydrant painting contractor started working in Belleau Woods.

Fire hydrant sand blasting and painting. See attached pictures.

Item 4: Bent Tree CT 8 inch water main break.

Item 5: CDC unlimited request for turf maintenance increase.

Includes new lift station @ Barrents Drive and FM 1960 East. See attached proposal.

Item 6: Cut off Report / Status on Arrears Account

- A.) Due Date: 11/8/2025
- Door hangers: 11/17/2025
- Cut offs: 11/20/2025

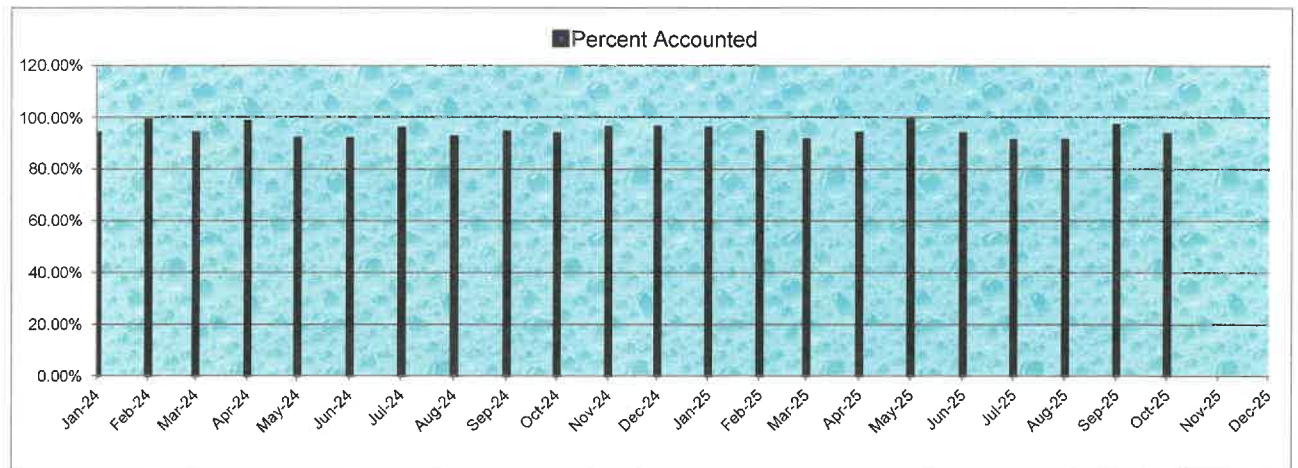
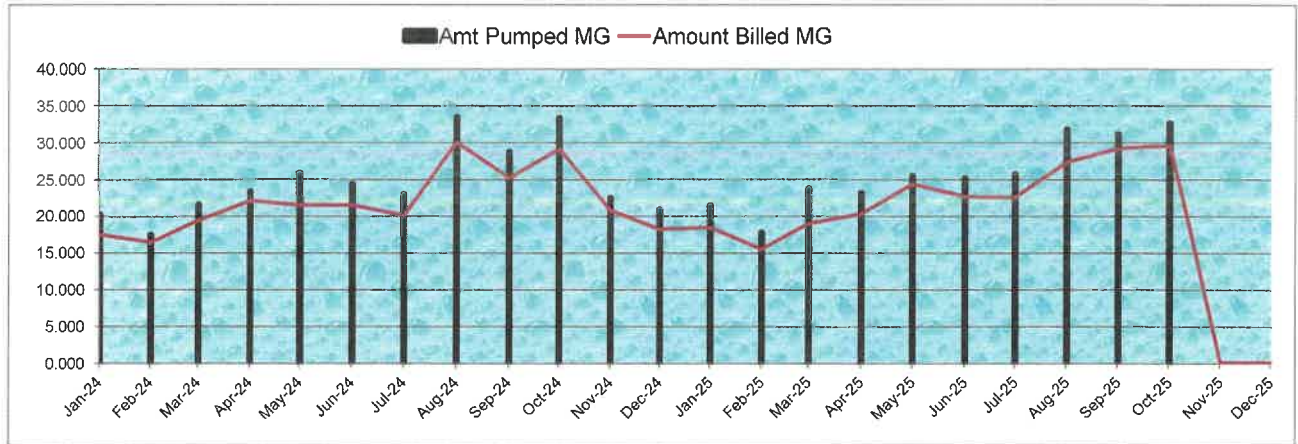


# HARRIS COUNTY MUD #109

## WATER PRODUCTION REPORT

November 18, 2025

| Month /Year | Amt Pumped<br>MG | Amt Billed MG | Maint. MG | Amt. Sold I/C | Amt.Sold<br>HC 151 | Total<br>Amount | Percent<br>Accounted |
|-------------|------------------|---------------|-----------|---------------|--------------------|-----------------|----------------------|
| Jan-24      | 20.298           | 17.441        | 0.700     | 0.000         | 0.800              | 18.941          | 93.31%               |
| Feb-24      | 17.506           | 16.410        | 0.000     | 0.000         | 0.800              | 17.210          | 98.31%               |
| Mar-24      | 21.643           | 19.400        | 0.000     | 0.000         | 0.800              | 20.200          | 93.33%               |
| Apr-24      | 23.430           | 22.082        | 0.000     | 0.000         | 0.800              | 22.882          | 97.66%               |
| May-24      | 25.827           | 21.458        | 1.300     | 0.000         | 0.800              | 23.558          | 91.21%               |
| Jun-24      | 24.469           | 21.486        | 0.000     | 0.000         | 0.800              | 22.286          | 91.08%               |
| Jul-24      | 22.961           | 20.049        | 1.000     | 0.000         | 0.800              | 21.849          | 95.16%               |
| Aug-24      | 33.535           | 30.005        | 0.000     | 0.000         | 0.800              | 30.805          | 91.86%               |
| Sep-24      | 28.788           | 25.142        | 1.000     | 0.000         | 0.800              | 26.942          | 93.59%               |
| Oct-24      | 33.398           | 29.074        | 1.200     | 0.000         | 0.800              | 31.074          | 93.04%               |
| Nov-24      | 22.563           | 20.739        | 4.165     | 0.000         | 0.800              | 21.539          | 95.46%               |
| Dec-24      | 20.913           | 18.211        | 1.000     | 0.000         | 0.800              | 20.011          | 95.69%               |
| Jan-25      | 21.476           | 18.468        | 1.200     | 0.000         | 0.800              | 20.468          | 95.31%               |
| Feb-25      | 17.868           | 15.464        | 0.500     | 0.000         | 0.800              | 16.764          | 93.82%               |
| Mar-25      | 23.782           | 18.949        | 1.800     | 0.000         | 0.800              | 21.549          | 90.61%               |
| Apr-25      | 23.193           | 20.247        | 0.600     | 0.000         | 0.800              | 21.647          | 93.33%               |
| May-25      | 25.550           | 24.333        | 0.000     | 0.000         | 0.800              | 25.133          | 98.37%               |
| Jun-25      | 25.170           | 22.607        | 0.000     | 0.000         | 0.800              | 23.407          | 93.00%               |
| Jul-25      | 25.751           | 22.499        | 0.000     | 0.000         | 0.800              | 23.299          | 90.48%               |
| Aug-25      | 31.783           | 27.275        | 0.700     | 0.000         | 0.800              | 28.775          | 90.54%               |
| Sep-25      | 31.135           | 29.146        | 0.000     | 0.000         | 0.800              | 29.946          | 96.18%               |
| Oct-25      | 32.678           | 29.520        | 0.000     | 0.000         | 0.800              | 30.320          | 92.78%               |
| Nov-25      |                  |               |           |               |                    |                 |                      |
| Dec-25      |                  |               |           |               |                    |                 |                      |
| Total       | 553.717          | 490.005       | 15.165    | 0.000         | 17.600             | 518.605         | 2064.12%             |
| Average     | 25.169           | 22.273        | 0.689     | 0.000         | 0.800              | 23.573          | 93.82%               |



**NORTH HARRIS COUNTY REGIONAL WATER AUTHORITY**  
**Groundwater and/or Surface Water Reporting and Billing Form - 2025**

\*\*\*Report filed online\*\*\* <http://oprs.nhcrwa.com>

Name of Well Owner or Recipient of Surface Water: Harris County MUD 109

*Billing period for which the report is being filed*

| <i>Billing Period</i> | <i>Rate per 1,000 gallons</i>              | <i>Due Date</i>   |
|-----------------------|--|-------------------|
| October 01-31, 2025   | \$2.60 groundwater<br>\$3.05 surface water | December 18, 2025 |

*Gallons of Groundwater Pumped for Billing Period*

|            | <i>Start Meter Reading</i> | <i>End Meter Reading</i> | <i>Total</i> |
|------------|----------------------------|--------------------------|--------------|
| Well #2083 | 257,797 x1000              | 291,605 x1000            | 33,808,000   |
| Well #4448 | 0                          | 0                        | 0            |
| Adjustment |                            |                          | 0            |

*Gallons of Surface Water Pumped for Billing Period*

|  | <i>Start Meter Reading</i> | <i>End Meter Reading</i> | <i>Total</i> |
|--|----------------------------|--------------------------|--------------|
|  |                            |                          |              |

*Water imported from outside NHCRWA*

| Imported water<br>Meter reading: | Source: |       |   |
|----------------------------------|---------|-------|---|
|                                  | 0 x 0   | 0 x 0 | 0 |

*Miscellaneous water (not billed)*

| <i>Other entity</i> | <i>Water Type</i> | <i>Direction</i> | <i>Amount</i> |
|---------------------|-------------------|------------------|---------------|
|                     | Groundwater       | Out              |               |


|    |  |               |
|----|--|---------------|
| 1  | Enter total gallons of groundwater pumped and/or imported                | 33,808,000    |
| 2  | Divide by 1000   | 33,808        |
| 3  | Total groundwater fee due (multiply line 2 x \$2.60)                     | \$87,900.80   |
| 4  | Enter total gallons of surface water received                            | 0             |
| 5  | Divide by 1000   | 0             |
| 6  | Total surface water fee due (multiply line 5 x \$3.05)                   | \$0.00        |
| 7  | Deduct 2003 Capital Contribution Credit amount, if applicable            | (\$12,261.25) |
| 8  | Deduct 2005 Capital Contribution Credit amount, if applicable            | (\$0.00)      |
| 9  | Deduct 2008 Capital Contribution Credit amount, if applicable            | (\$0.00)      |
| 10 | Deduct Chloramination System Credit or other asset credit, if applicable | (\$0.00)      |
| 11 | Other Credits:   | (\$0.00)      |
| 12 | Total due  | \$75,639.55   |

If your payment is received late, the Authority will send you an invoice for the late fees set forth in the Rate Order.

I declare that the above information is true and correct to the best of my knowledge and belief.

Date: November 10, 2025

Signed:



Name: Paul Villarreal

Title: Operator

Make check payable to:

North Harris County Regional Water Authority; Dept. 35, P.O. Box 4346 Houston, Texas 77210-4346

**Please mail this form with the payment or fax to 281-440-4104, phone: 281-440-3924**

[Click here](#) to return to the Home Page.

HARRIS COUNTY MUD 109

JANUARY 2025 THROUGH DECEMBER 2025 ANNUAL RECAP COLLECTIONS REPORT

| COLLECTIONS:      | January<br>2025 | February<br>2025 | March<br>2025 | April<br>2025   | May<br>2025   | June<br>2025  | July<br>2025   | August<br>2025 | September<br>2025 | October<br>2025 | November<br>2025 | December<br>2025 |
|-------------------|-----------------|------------------|---------------|-----------------|---------------|---------------|----------------|----------------|-------------------|-----------------|------------------|------------------|
| WATER PAYMENTS    | \$ 51,607.24    | \$ 49,258.69     | \$ 47,852.63  | \$ 60,012.24    | \$ 28,131.64  | \$ 44,744.67  | \$ 64,735.29   | \$ 59,214.47   | \$ 65,830.01      | \$ 66,750.06    |                  | \$ 537,946.94    |
| SEWER PAYMENTS    | \$ 63,174.96    | \$ 59,850.19     | \$ 60,042.94  | \$ 61,688.69    | \$ 18,736.37  | \$ 47,175.66  | \$ 72,726.60   | \$ 70,694.50   | \$ 67,383.97      | \$ 71,846.25    |                  | \$ 593,321.13    |
| PENALTY PAYMENTS  | \$ 4,628.86     | \$ 3,939.04      | \$ 3,497.29   | \$ 3,623.57     | \$ 1,660.28   | \$ 1,423.42   | \$ 2,503.43    | \$ 2,148.03    | \$ 3,151.06       | \$ 2,701.57     |                  | \$ 28,276.55     |
| NHCRWA            | \$ 65,411.45    | \$ 63,692.76     | \$ 55,592.09  | \$ 33,753.54    | \$ 2,825.89   | \$ 6,418.71   | \$ 14,930.51   | \$ 19,933.01   | \$ 18,204.00      | \$ 38,370.30    |                  | \$ 319,122.26    |
| RECONNECT FEES    | \$ -            | \$ -             | \$ -          | \$ -            | \$ -          | \$ -          | \$ -           | \$ -           | \$ -              | \$ -            |                  | \$ -             |
| MISCELLANEOUS     | \$ 5,160.65     | \$ 6,208.38      | \$ 4,785.15   | \$ 4,980.40     | \$ 3,925.21   | \$ 4,359.96   | \$ 7,274.36    | \$ 7,112.21    | \$ 7,777.34       | \$ 6,365.71     |                  | \$ 57,949.37     |
| DEPOSIT           | \$ 3,400.00     | \$ 5,600.00      | \$ 4,500.00   | \$ 6,275.00     | \$ 5,050.00   | \$ 4,300.00   | \$ 8,025.00    | \$ 7,456.52    | \$ 4,925.00       | \$ 8,268.48     |                  | \$ 57,800.00     |
| NSF FEES          | \$ 214.64       | \$ 35.00         | \$ 140.00     | \$ 420.00       | \$ 70.00      | \$ 175.23     | \$ 271.17      | \$ 175.00      | \$ 285.60         | \$ 157.00       |                  | \$ 1,946.64      |
| INSPECTION FEES   | \$ 801.00       | \$ 801.00        | \$ 841.00     | \$ 721.00       | \$ 160.00     | \$ 593.62     | \$ 1,204.49    | \$ 573.22      | \$ 711.08         | \$ 1,005.29     |                  | \$ 7,411.70      |
| TOTAL DEPOSIT     | \$ 194,398.80   | \$ 189,385.06    | \$ 177,051.10 | \$ 171,474.44   | \$ 60,559.39  | \$ 109,195.27 | \$ 171,670.85  | \$ 167,306.96  | \$ 168,268.06     | \$ 195,464.66   | \$ -             | \$ 1,604,774.59  |
| ARREARS BREAKDOWN |                 |                  |               |                 |               |               |                |                |                   |                 |                  |                  |
| 30 DAYS           | \$ 43,114.29    | \$ 44,478.21     | \$ 39,473.15  | \$ (184,211.45) | \$ 84,223.43  | \$ 31,253.75  | \$ (11,761.39) | \$ 9,638.14    | \$ (1,267.13)     | \$ 19,033.93    |                  | \$ 73,974.93     |
| 60 DAYS           | \$ 14,367.40    | \$ 11,951.25     | \$ 14,788.84  | \$ 28,131.64    | \$ 14,024.80  | \$ 35,207.18  | \$ 27,723.48   | \$ 23,509.59   | \$ 17,442.74      | \$ 16,671.17    |                  | \$ 203,828.09    |
| 90 DAYS           | \$ 4,416.96     | \$ 3,160.98      | \$ 2,658.42   | \$ 2,572.28     | \$ 4,565.02   | \$ 5,544.29   | \$ 10,200.93   | \$ 9,048.86    | \$ 6,251.45       | \$ 5,690.90     |                  | \$ 54,110.09     |
| 120 DAYS          | \$ 21,204.14    | \$ 25,216.48     | \$ 27,297.46  | \$ 24,318.42    | \$ 22,387.84  | \$ 23,748.38  | \$ 24,352.70   | \$ 26,673.62   | \$ 27,887.74      | \$ 29,233.25    |                  | \$ 252,320.03    |
| OVER PAYMENTS     | \$ (8,471.56)   | \$ (8,475.75)    | \$ (8,768.45) | \$ (15,734.89)  | \$ (9,328.78) | \$ (7,518.74) | \$ (9,177.35)  | \$ (8,834.27)  | \$ (9,570.30)     | \$ (9,509.79)   |                  | \$ (95,389.88)   |
| TOTAL ARREARS     | \$ 74,631.23    | \$ 76,341.17     | \$ 75,449.42  | \$ (144,924.00) | \$ 115,872.31 | \$ 88,234.86  | \$ 41,338.37   | \$ 60,035.94   | \$ 40,744.50      | \$ 61,119.46    | \$ -             | \$ 488,843.26    |




# HARRIS COUNTY MUD #109

## NOVEMBER 18<sup>TH</sup>, 2025

### Water Plant 1

Contractors Completed Painting of New Ground Storage Tank



**HARRIS COUNTY MUD #109**  
**NOVEMBER 18<sup>TH</sup>, 2025**

**Fire Hydrant Painting In Progress**





# CDC Unlimited, LLC

11104 W. Airport Blvd., Ste 143

Stafford, TX 77477

Office: 281-879-0500 Fax: 281-879-0886

## Harris County MUD 109

|                                  | QTY | Current   |              | Proposed  |              |
|----------------------------------|-----|-----------|--------------|-----------|--------------|
|                                  |     | per cut   | Annual       | Per Cut   | Annual       |
| Mow retention pond and hand work | 24  | \$ 767.00 | \$ 18,408.00 | \$ 965.00 | \$ 23,160.00 |

### Facilities

|                              |    |              |             |           |             |
|------------------------------|----|--------------|-------------|-----------|-------------|
| WW#1- 26271 Forest Timber    | 24 | \$ 216.00    | \$ 5,184.00 | \$ 275.00 | \$ 6,600.00 |
| WW#2- 20322 Burle Oak Dr     | 24 | \$ 171.75    | \$ 4,122.00 | \$ 215.00 | \$ 5,160.00 |
| LS#1- 19419 Timber Forest Dr | 24 | \$ 89.25     | \$ 2,142.00 | \$ 115.00 | \$ 2,760.00 |
| LS#2- 4630 Spinglea Dr       | 24 | \$ 39.75     | \$ 954.00   | \$ 50.00  | \$ 1,200.00 |
| LS#3-20334 Timber Forest Dr  | 24 | \$ 34.25     | \$ 822.00   | \$ 50.00  | \$ 1,200.00 |
| LS#4- 10 1/2 Turtle Cove Ct  | 24 | \$ 34.25     | \$ 822.00   | \$ 50.00  | \$ 1,200.00 |
| LS#5- 18657 1/2 Artesian Way | 24 | \$ 66.75     | \$ 1,602.00 | \$ 85.00  | \$ 2,040.00 |
| LS#6 - 5301 Quail Tree LN    | 24 | \$ 45.50     | \$ 1,092.00 | \$ 60.00  | \$ 1,440.00 |
| LS#7 - 19123 1/2 Barents Dr  | 24 | New facility |             | \$ 110.00 | \$ 2,640.00 |

|              |              |              |
|--------------|--------------|--------------|
| Annual Total | \$ 35,148.00 | \$ 47,400.00 |
|--------------|--------------|--------------|



TAX COLLECTOR'S OATH

H C MUD #109 }

STATE OF TEXAS

COUNTY OF Harris }

BRENDA MCLAUGHLIN, BEING duly sworn, states that she is the Tax Collector for the above named taxing unit and that the foregoing contains a true and correct report, accounting for all taxes collected on behalf of said taxing unit during the month therein stated.

*Brenda McLaughlin*


BRENDA MCLAUGHLIN

SWORN TO AND SUBSCRIBED BEFORE ME, this 12<sup>th</sup> day of November 2025.

*Michelle Guerrero*

NOTARY PUBLIC, STATE OF TEXAS

(SEAL)



Submitted to Taxing Unit's Governing Body on \_\_\_\_\_.

**HARRIS COUNTY MUD #109**  
**TAX ASSESSOR/COLLECTOR'S REPORT**

10/31/2025

|  |    |              |                               |
|--|----|--------------|-------------------------------|
| Taxes Receivable: 8/31/2025            | \$ | .00          |                               |
| Reserve for Uncollectables             | (  | .00)         |                               |
| Adjustments                            |    | <u>.00</u>   | \$ <u>.00</u>                 |
| Original 2025 Tax Levy                 | \$ | 3,867,956.35 |                               |
| Adjustments                            |    | <u>.00</u>   | <u>3,867,956.35</u>           |
| <b>Total Taxes Receivable</b>          |    |              | <b>\$ 3,867,956.35</b>        |
| Prior Years Taxes Collected            | \$ | .00          |                               |
| 2025 Taxes Collected ( .0%)            |    | <u>.00</u>   | <u>.00</u>                    |
| <b>Taxes Receivable at: 10/31/2025</b> |    |              | <b>\$ <u>3,867,956.35</u></b> |

2025 Receivables:

|              |              |
|--------------|--------------|
| Debt Service | 1,778,370.68 |
| Maintenance  | 2,089,585.67 |

---

*bob leared interests*

11111 Katy Freeway, Suite 725  
Houston, Texas 77079-2197

Phone: (713) 932-9011  
Fax: (713) 932-1150



# HARRIS COUNTY MUD #109

|                             | Month of<br>10/2025 | Fiscal to Date<br>10/01/2025 - 10/31/2025 |
|-----------------------------|---------------------|---|
| Beginning Cash Balance      | \$ _____            |   |
| Receipts:                   |                     |   |
| Bookkeeper Transactions     | <u>40,000.00</u>    | <u>40,000.00</u>                          |
| TOTAL RECEIPTS              | \$ 40,000.00        | 40,000.00                                 |
| Disbursements:              |                     |   |
| TOTAL DISBURSEMENTS         | ( \$ _____ )        | ( _____ )                                 |
| CASH BALANCE AT: 10/31/2025 | \$ <u>40,000.00</u> | <u>40,000.00</u>                          |

# HARRIS COUNTY MUD #109

Disbursements for month of November, 2025

| Check@                 | Payee             | Description                | Amount                     |
|------------------------|-------------------|----------------------------|----------------------------|
| 1001                   | Houston Chronicle | Publications, Legal Notice | \$ 854.90                  |
| 1002                   | Brown & Brown     | Tax A/C Bond Premium       | 250.00                     |
| 1003                   | Bob Leared        | Tax Assessor/Collector Fee | <u>3,814.00</u>            |
| TOTAL DISBURSEMENTS    |                   |                            | \$ 4,918.90                |
| Remaining Cash Balance |                   |                            | \$ <u><u>35,081.10</u></u> |
| Stellar Bank           |                   |                            |                            |

# HARRIS COUNTY MUD #109

## HISTORICAL COLLECTIONS DATA

| Year | Collections<br>Month Of<br>10/2025               | Adjustments To<br>Collections<br>10/2025 | Total Tax<br>Collections<br>at 10/31/2025 | Total Taxes<br>Receivable<br>at 10/31/2025 | Collection<br>Percentage |
|------|--|--|---|--|--------------------------|
| 2025 |  |  |   | 3,867,956.35                               |                          |
|      | (Percentage of collections same period last year |  |   |  | )                        |

# HARRIS COUNTY MUD #109

## HISTORICAL TAX DATA

| Year | Taxable<br>Value | SR/CR   | Tax<br>Rate | Adjustments | Reserve for<br>Uncollectibles | Adjusted<br>Levy |
|------|------------------|---------|-------------|-------------|-------------------------------|------------------|
| 2025 | 889,185,342      | 00 / 00 | .435000     |             |                               | 3,867,956.35     |

HARRIS COUNTY MUD #109

TAX RATE COMPONENTS

| Year | Debt Service<br>Rate | Debt Service<br>Levy | Maintenance<br>Rate | Maintenance<br>Levy |
|------|----------------------|----------------------|---------------------|---------------------|
| 2025 | .200000              | 1,778,370.68         | .235000             | 2,089,585.67        |

HARRIS COUNTY MUD #109

Notes:

|      |                       |        |
|------|-----------------------|--------|
| 2025 | Agriculture Deferment | 822.78 |
|      | Total --->            | 822.78 |

\$ 40,000.00 - TRANSFER FROM BOOKKEEPER TO OPEN ACCOUNT WHILE WAITING ON  
FINANCIAL RECORDS FROM PREVIOUS TAX ASSESSOR COLLECTOR.

# **HARRIS COUNTY MUD #109**

| <b>Tax Exemptions:</b> | 2025   | 2024   | 2023   |
|------------------------|--------|--------|--------|
| Homestead              | .00000 | .00000 | .00000 |
| Over 65                | 25,000 | 25,000 | 25,000 |
| Disabled               | 25,000 | 25,000 | 25,000 |

## **Last Bond Premium Paid:**

| Payee               | Date of Check | Amount |
|---------------------|---------------|--------|
| Brown & Brown       | 11/13/2025    | 250.00 |
| 11/12/25 - 11/12/28 |               |        |

**Adjustment Summary:** 2025

**TOTAL**

HARRIS COUNTY MUD #109  
Homestead Payment Plans

| <u>Account no.</u> | <u>Tax</u><br><u>Year</u> | <u>Last</u><br><u>Payment</u><br><u>Amount</u> | <u>Last</u><br><u>Payment</u><br><u>Date</u> | <u>Balance</u><br><u>Due</u> |
|--------------------|---------------------------|--|--|------------------------------|
| *Total             | Count 0                   |  |  |                              |
| (I) - BLI Contract |                           |  | (A) - Delinquent Attorney Contract           |                              |

---

Standard Payment Plans

| <u>Account no.</u> | <u>Tax</u><br><u>Year</u> | <u>Last</u><br><u>Payment</u><br><u>Amount</u> | <u>Last</u><br><u>Payment</u><br><u>Date</u> | <u>Balance</u><br><u>Due</u> |
|--------------------|---------------------------|--|--|------------------------------|
| *Total             | Count 0                   |  |  |                              |





MUNICIPAL ACCOUNTS  
& CONSULTING, L.P.

**Bookkeeper's Report | November 18, 2025**

## **Harris County Municipal Utility District No. 109**

Exhibit F



**WEBSITE**

[www.municipalaccounts.com](http://www.municipalaccounts.com)



**ADDRESS**

1281 Brittmoore Road  
Houston, Texas 77043



**CONTACT**

Phone: 713.623.4539  
Fax: 713.629.6859

THIS PAGE INTENTIONALLY LEFT BLANK

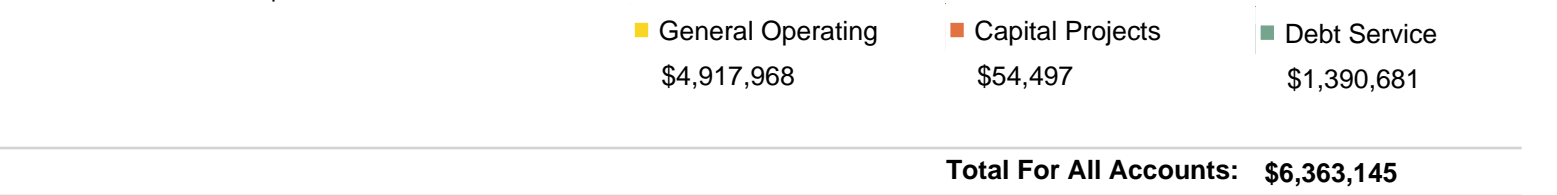


Spotlight On Water Accountability

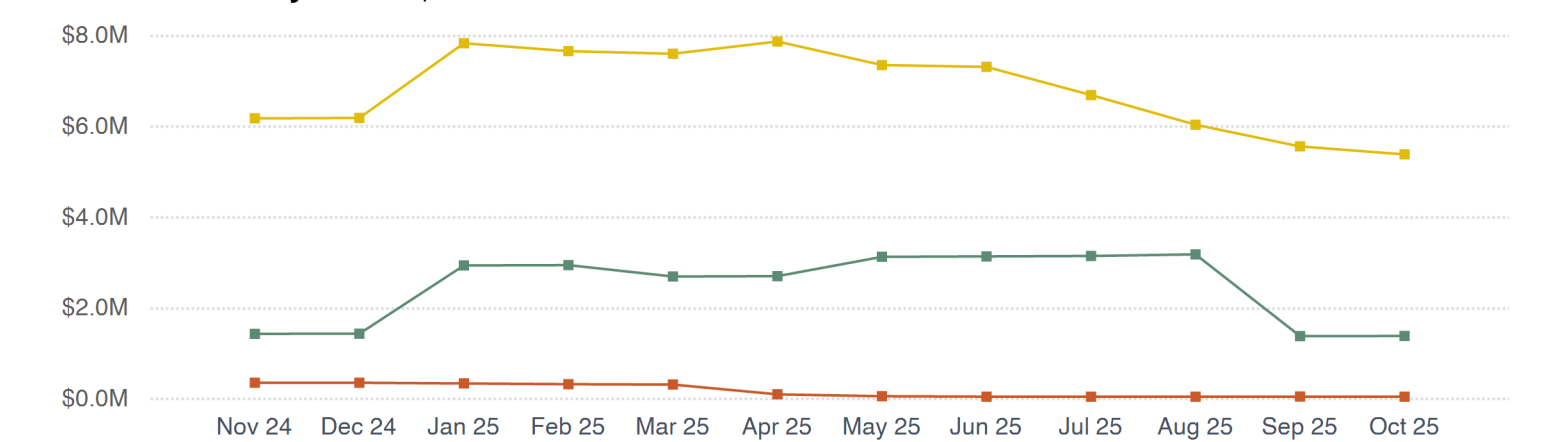
Why is this number so important? Your District's annual accountability is a snapshot of the overall health of your water system and the facilities that supply water and wastewater to your residents. For Districts who are a Master District and managing facilities on behalf of the partner Districts, anything above 90% is considered normal. But sometimes percentages don't resonate in a meaningful way. Using our formula, we give you a rough estimate of what each 1% of your Water Accountability generates in dollars. When you know a dollar amount, it becomes more valuable, as you understand what each 1% is worth to the potential bottom line of your District.

| 2022   | 2023   | 2024   | 2025   | Annually   |
|--|--|--|--|--|
| <b>Gallons Pumped / Purchased</b><br>311,623,000 | <b>Gallons Pumped / Purchased</b><br>362,186,000 | <b>Gallons Pumped / Purchased</b><br>329,812,000 | <b>Gallons Pumped / Purchased</b><br>298,496,000 | 1% of Water Accountability equals approximately: |
| <b>Billed</b><br>268,905,000                     | <b>Billed</b><br>327,127,000                     | <b>Billed</b><br>299,777,000                     | <b>Billed</b><br>271,767,000                     |  |
| RATIO 86.29%                                     | RATIO 90.32%                                     | RATIO 90.89%                                     | RATIO 91.05%                                     |  |
|  |  |  |  | \$20,420   |

Account Balance | As of 11/18/2025



Account Balance By Month | November 2024 - October 2025



# Monthly Financial Summary - General Operating Fund

Harris County MUD No. 109 - GOF



## Account Balance Summary

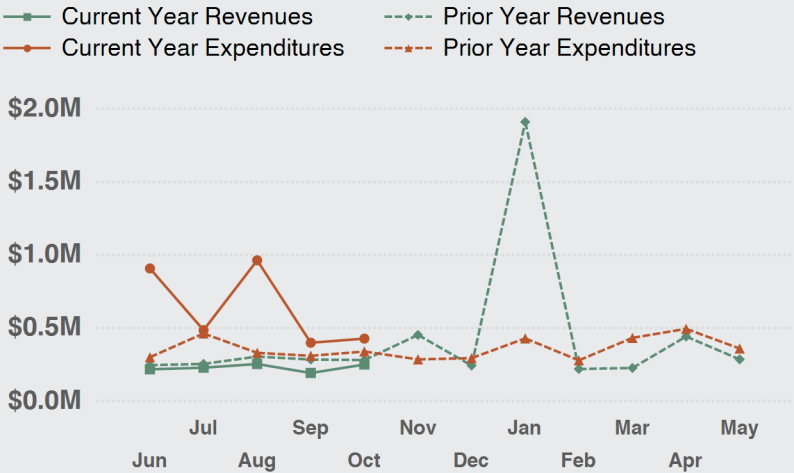
Balance as of 10/22/2025 \$5,249,124

Receipts 666,999

Disbursements (998,155)

Balance as of 11/18/2025 \$4,917,968

## Overall Revenues & Expenditures By Month (Year to Date)



## October 2025

### Revenues

| Actual    | Budget    | Over/(Under) |
|-----------|-----------|--------------|
| \$250,121 | \$249,383 | \$738        |

### Expenditures

| Actual    | Budget    | Over/(Under) |
|-----------|-----------|--------------|
| \$427,586 | \$388,084 | \$39,502     |

## June 2025 - October 2025 (Year to Date)

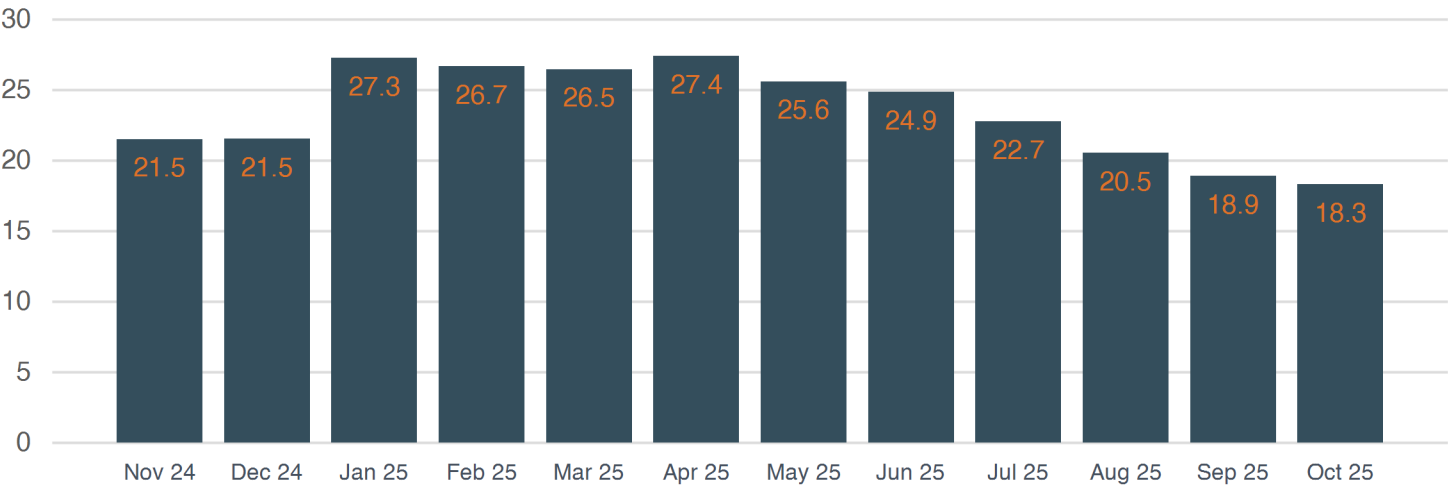
### Revenues

| Actual      | Budget      | Over/(Under) |
|-------------|-------------|--------------|
| \$1,142,126 | \$1,592,923 | (\$450,797)  |

### Expenditures

| Actual      | Budget      | Over/(Under) |
|-------------|-------------|--------------|
| \$3,183,637 | \$2,770,075 | \$413,562    |

## Operating Fund Reserve Coverage Ratio (In Months)



# Cash Flow Report - Checking Account

Harris County MUD No. 109 - GOF



| Number                   | Name                                       | Memo                                    | Amount      | Balance             |
|--------------------------|--|---|-------------|---------------------|
| Balance as of 10/22/2025 |  |   |             | \$61,078.24         |
| <b>Receipts</b>          |  |   |             |                     |
|                          | HC 151 Water Supply                        |   | 4,500.00    |                     |
|                          | Sweep from Lockbox Account                 |   | 143,048.98  |                     |
|                          | Interest Earned on Checking                |   | 93.12       |                     |
|                          | City of Houston - Sales Tax Rebate         |   | 7,405.10    |                     |
|                          | To Void Customer Refund in a Closed Period |   | 161.82      |                     |
|                          | Wire Transfer from Money Market            |   | 300,000.00  |                     |
| <b>Total Receipts</b>    |  |   |             | <b>\$455,209.02</b> |
| <b>Disbursements</b>     |  |   |             |                     |
| 17638                    | Dennis Bone                                | VOID: Fees of Office 10/21/2025         | 0.00        |                     |
| 17691                    | Brightspeed                                | Telephone Expense                       | (930.44)    |                     |
| 17692                    | Centerpoint Energy                         | Utilities Expense                       | (418.75)    |                     |
| 17693                    | NHCRWA                                     | Pumpage Fees                            | (71,315.75) |                     |
| 17695                    | Cheryl C. Moore                            | Fees of Office - 11/18/2025             | (204.10)    |                     |
| 17696                    | Chris Green                                | Fees of Office - 11/18/2025             | (204.09)    |                     |
| 17697                    | Dennis Bone                                | Fees of Office - 11/18/2025             | (204.09)    |                     |
| 17698                    | Owen H. Parker                             | Fees of Office - 11/18/2025             | (204.10)    |                     |
| 17699                    | Robin Sulpizio                             | Fees of Office - 11/18/2025             | (204.10)    |                     |
| 17700                    | Cheryl C. Moore                            | Expense                                 | (29.95)     |                     |
| 17701                    | Chris Green                                | Expense & Fees of Office 10/20-11/03/25 | (676.58)    |                     |
| 17702                    | Owen H. Parker                             | Expense                                 | (40.00)     |                     |
| 17703                    | Robin Sulpizio                             | Expense                                 | (65.00)     |                     |
| 17704                    | AOS Treatment Solutions, LLC               | Chemicals Expense                       | (4,300.00)  |                     |
| 17705                    | Atascocita Joint Operations Board          | Schedule B & C Costs                    | (76,825.00) |                     |
| 17706                    | BGE, Inc.                                  | Engineering Fees                        | (20,135.22) |                     |
| 17707                    | CDC Unlimited, LLC                         | Mowing Expense                          | (1,464.50)  |                     |
| 17708                    | DSHS Central Lab MC2004                    | Laboratory Expense                      | (212.00)    |                     |
| 17709                    | Eastex Environmental Laboratory            | Laboratory Expense                      | (380.00)    |                     |
| 17710                    | Generator Service                          | Maintenance & Repairs                   | (1,749.00)  |                     |
| 17711                    | GFL Environmental                          | Garbage Expense                         | (3,514.25)  |                     |
| 17712                    | Harris County Treasurer                    | Patrol Services                         | (29,037.00) |                     |
| 17713                    | Hudson Energy                              | Utilities Expense                       | (8,888.51)  |                     |
| 17714                    | McCall Gibson Swedlund Barfoot PLLC        | Auditing Fees                           | (10,000.00) |                     |
| 17715                    | Multi Mains Sw & MH                        | Maintenance & Repairs                   | (15,980.76) |                     |
| 17716                    | Municipal Accounts & Consulting, L.P.      | Bookkeeping Fees                        | (5,839.31)  |                     |
| 17717                    | NHCRWA                                     | Water Authority Fees                    | (75,639.55) |                     |
| 17718                    | Norton Rose Fulbright US LLP               | Legal Fees                              | (6,848.70)  |                     |
| 17719                    | Oaks of Atascocita Community Improvement   | Security Contribution - HOA             | (3,619.58)  |                     |
| 17720                    | PVS DX, Inc                                | Chemicals Expense                       | (976.01)    |                     |
| 17721                    | Rio Grande Fence Company                   | Fence Repair                            | (1,250.00)  |                     |
| 17722                    | Schier Construction Company, Inc.          | Pay Est. No 7 - Water Plant No. 1 GST   | (70,700.40) |                     |

# Cash Flow Report - Checking Account

Harris County MUD No. 109 - GOF



| Number                          | Name                                      | Memo                       | Amount      | Balance               |
|---------------------------------|---|----------------------------|-------------|-----------------------|
| <b>Disbursements</b>            |   |                            |             |                       |
| 17723                           | Texas Commission on Environmental Quality | Water System Fee           | (7,759.15)  |                       |
| 17724                           | Texas Hydrant Services                    | Maintenance & Repairs      | (1,795.00)  |                       |
| 17725                           | Today's Integration                       | Security Monitoring        | (9,727.10)  |                       |
| 17726                           | Water Utility Services, Inc.              | Laboratory Fees            | (525.00)    |                       |
| 17727                           | WWWMS                                     | Maintenance and Operations | (81,139.39) |                       |
| 17728                           | Crowne Property Acquisitions              | Customer Refund - Reissued | (161.89)    |                       |
| 17729                           | Brightspeed                               | Telephone Expense          | 0.00        |                       |
| 17730                           | Centerpoint Energy                        | Utilities Expense          | 0.00        |                       |
| Svc Chrg                        | Central Bank                              | Service Charge             | (415.00)    |                       |
| <b>Total Disbursements</b>      |   |                            |             | <b>(\$513,379.27)</b> |
| <b>Balance as of 11/18/2025</b> |   |                            |             | <b>\$2,907.99</b>     |

# Cash Flow Report - Operator Account

Harris County MUD No. 109 - GOF



| Number                   | Name                  | Memo                         | Amount       | Balance        |
|--------------------------|-----------------------|------------------------------|--------------|----------------|
| Balance as of 10/22/2025 |                       |                              |              | \$117,374.01   |
| Receipts                 |                       |                              |              |                |
|                          | Accounts Receivable   |                              | 76,144.85    |                |
|                          | Accounts Receivable   |                              | 119,319.81   |                |
| Total Receipts           |                       |                              |              | \$195,464.66   |
| Disbursements            |                       |                              |              |                |
| Ret Ck                   | Central Bank          | Customer Returned Checks (6) | (1,697.15)   |                |
| Svc Chrg                 | Central Bank          | Service Charge               | (30.00)      |                |
| Sweep                    | Harris County MUD 109 | Transfer to Checking Account | (143,048.98) |                |
| Total Disbursements      |                       |                              |              | (\$144,776.13) |
| Balance as of 11/18/2025 |                       |                              |              | \$168,062.54   |

# Actual vs. Budget Comparison

Harris County MUD No. 109 - GOF



|                              |                                 |  | October 2025 |         |               | June 2025 - October 2025 |           |               | Annual Budget |  |
|------------------------------|---------------------------------|--|--------------|---------|---------------|--------------------------|-----------|---------------|---------------|--|
|                              |                                 |  | Actual       | Budget  | Over/ (Under) | Actual                   | Budget    | Over/ (Under) |               |  |
|                              |                                 |  |              |         |               |                          |           |               |               |  |
|                              |                                 |  |              |         |               |                          |           |               |               |  |
| Revenues                     |                                 |  |              |         |               |                          |           |               |               |  |
| Water Revenue                |                                 |  |              |         |               |                          |           |               |               |  |
| 14101                        | Water- Customer Service Revenue |  | 58,110       | 46,160  | 11,950        | 269,843                  | 311,580   | (41,737)      | 577,000       |  |
| 14102                        | Surface Water - Reserve         |  | 75,676       | 81,832  | (6,156)       | 266,180                  | 552,366   | (286,186)     | 1,022,900     |  |
| 14103                        | Capital Contribution Credit-NHC |  | 12,261       | 12,261  | 0             | 61,306                   | 61,306    | 0             | 147,135       |  |
| 14105                        | Connection Fees                 |  | 2,675        | 2,344   | 331           | 16,200                   | 15,822    | 378           | 29,300        |  |
| 14108                        | Water Sales to HC 151           |  | 1,989        | 1,331   | 658           | 4,013                    | 5,747     | (1,734)       | 10,600        |  |
| Total Water Revenue          |                                 |  | 150,711      | 143,928 | 6,783         | 617,543                  | 946,821   | (329,278)     | 1,786,935     |  |
| Wastewater Revenue           |                                 |  |              |         |               |                          |           |               |               |  |
| 14201                        | Wastewater-Customer Service Rev |  | 67,434       | 63,664  | 3,770         | 331,102                  | 429,732   | (98,630)      | 795,800       |  |
| Total Wastewater Revenue     |                                 |  | 67,434       | 63,664  | 3,770         | 331,102                  | 429,732   | (98,630)      | 795,800       |  |
| Property Tax Revenue         |                                 |  |              |         |               |                          |           |               |               |  |
| 14301                        | Maintenance Tax Collections     |  | 0            | 0       | 0             | 0                        | 0         | 0             | 1,916,709     |  |
| Total Property Tax Revenue   |                                 |  | 0            | 0       | 0             | 0                        | 0         | 0             | 1,916,709     |  |
| Sales Tax Revenue            |                                 |  |              |         |               |                          |           |               |               |  |
| 14401                        | COH Rebate                      |  | 7,956        | 6,917   | 1,039         | 44,216                   | 40,003    | 4,213         | 91,300        |  |
| Total Sales Tax Revenue      |                                 |  | 7,956        | 6,917   | 1,039         | 44,216                   | 40,003    | 4,213         | 91,300        |  |
| Tap Connection Revenue       |                                 |  |              |         |               |                          |           |               |               |  |
| 14501                        | Tap Connections                 |  | 0            | 0       | 0             | 3,690                    | 2,000     | 1,690         | 5,000         |  |
| 14502                        | Inspection Fees                 |  | 841          | 858     | (17)          | 4,345                    | 4,292     | 53            | 10,300        |  |
| Total Tap Connection Revenue |                                 |  | 841          | 858     | (17)          | 8,035                    | 6,292     | 1,743         | 15,300        |  |
| Administrative Revenue       |                                 |  |              |         |               |                          |           |               |               |  |
| 14702                        | Penalties & Interest            |  | 6,758        | 8,992   | (2,234)       | 30,715                   | 44,958    | (14,243)      | 107,900       |  |
| Total Administrative Revenue |                                 |  | 6,758        | 8,992   | (2,234)       | 30,715                   | 44,958    | (14,243)      | 107,900       |  |
| Interest Revenue             |                                 |  |              |         |               |                          |           |               |               |  |
| 14801                        | Interest Earned on Checking     |  | 93           | 192     | (99)          | 802                      | 958       | (156)         | 2,300         |  |
| 14802                        | Interest Earned on Temp. Invest |  | 16,325       | 24,748  | (8,423)       | 109,508                  | 123,742   | (14,234)      | 296,980       |  |
| Total Interest Revenue       |                                 |  | 16,418       | 24,940  | (8,522)       | 110,310                  | 124,700   | (14,390)      | 299,280       |  |
| Other Revenue                |                                 |  |              |         |               |                          |           |               |               |  |
| 15801                        | Miscellaneous Income            |  | 3            | 83      | (80)          | 25                       | 417       | (392)         | 1,000         |  |
| Total Other Revenue          |                                 |  | 3            | 83      | (80)          | 25                       | 417       | (392)         | 1,000         |  |
| Total Revenues               |                                 |  | 250,121      | 249,383 | 738           | 1,141,945                | 1,592,923 | (450,977)     | 5,014,224     |  |

## Expenditures

|                      |                    |  |        |       |       |        |        |       |         |
|----------------------|--------------------|--|--------|-------|-------|--------|--------|-------|---------|
| <b>Water Service</b> |                    |  |        |       |       |        |        |       |         |
| 16102                | Operations - Water |  | 13,527 | 9,900 | 3,627 | 58,915 | 49,500 | 9,415 | 118,800 |



# Actual vs. Budget Comparison

Harris County MUD No. 109 - GOF



|                           |                                 |  | October 2025 |         |                  | June 2025 - October 2025 |         |                  |                  |
|---------------------------|---------------------------------|--|--------------|---------|------------------|--------------------------|---------|------------------|------------------|
|                           |                                 |  | Actual       | Budget  | Over/<br>(Under) | Actual                   | Budget  | Over/<br>(Under) | Annual<br>Budget |
| Expenditures              |                                 |  |              |         |                  |                          |         |                  |                  |
| Water Service             |                                 |  |              |         |                  |                          |         |                  |                  |
| 16105                     | Maintenance & Repairs - Water   |  | 43,944       | 25,267  | 18,677           | 109,414                  | 126,333 | (16,920)         | 303,200          |
| 16107                     | Chemicals - Water               |  | 5,276        | 5,275   | 1                | 27,119                   | 26,375  | 744              | 63,300           |
| 16108                     | Laboratory Expense - Water      |  | 1,047        | 867     | 180              | 5,969                    | 4,333   | 1,635            | 10,400           |
| 16109                     | Mowing - Water                  |  | 776          | 650     | 126              | 3,878                    | 3,250   | 628              | 7,800            |
| 16110                     | Utilities - Water               |  | 7,688        | 8,067   | (378)            | 33,203                   | 40,333  | (7,130)          | 96,800           |
| 16111                     | Reconnections                   |  | 1,315        | 883     | 432              | 6,180                    | 4,417   | 1,763            | 10,600           |
| 16112                     | Disconnection Expense           |  | 510          | 492     | 18               | 3,195                    | 2,458   | 737              | 5,900            |
| 16113                     | Service Account Collection      |  | 0            | 2,408   | (2,408)          | 0                        | 12,042  | (12,042)         | 28,900           |
| 16114                     | Telephone Expense - Water       |  | 401          | 467     | (65)             | 2,672                    | 2,333   | 339              | 5,600            |
| 16115                     | Meter Replacement               |  | 0            | 0       | 0                | 2,620                    | 0       | 2,620            | 0                |
| 16116                     | Permit Expense - Water          |  | 0            | 667     | (667)            | 0                        | 3,333   | (3,333)          | 8,000            |
| 16117                     | TCEQ Regulatory Expense - Water |  | 0            | 0       | 0                | 0                        | 0       | 0                | 3,432            |
| 16118                     | Pumpage Fees                    |  | 87,901       | 81,832  | 6,069            | 393,669                  | 552,366 | (158,697)        | 1,022,900        |
| 16122                     | Lead & Copper Survey            |  | 380          | 0       | 380              | 1,320                    | 0       | 1,320            | 0                |
| Total Water Service       |                                 |  | 162,764      | 136,774 | 25,991           | 648,153                  | 827,074 | (178,921)        | 1,685,632        |
| Wastewater Service        |                                 |  |              |         |                  |                          |         |                  |                  |
| 16202                     | Operations - Wastewater         |  | 6,294        | 2,050   | 4,244            | 23,094                   | 10,250  | 12,844           | 24,600           |
| 16204                     | Purchase Wastewater Service     |  | 42,445       | 34,658  | 7,787            | 211,812                  | 173,292 | 38,520           | 415,900          |
| 16205                     | Maint & Repairs - Wastewater    |  | 29,699       | 28,142  | 1,557            | 162,396                  | 140,708 | 21,687           | 337,700          |
| 16207                     | Chemicals - Wastewater          |  | 0            | 58      | (58)             | 0                        | 292     | (292)            | 700              |
| 16209                     | Mowing - Wastewater             |  | 620          | 517     | 103              | 3,098                    | 2,583   | 514              | 6,200            |
| 16210                     | Utilities - Lift Station        |  | 1,619        | 2,617   | (998)            | 12,570                   | 13,083  | (514)            | 31,400           |
| 16212                     | Sludge Removal                  |  | 0            | 0       | 0                | 8,553                    | 0       | 8,553            | 0                |
| 16214                     | Telephone Expense - Wastewater  |  | 529          | 517     | 12               | 2,570                    | 2,583   | (14)             | 6,200            |
| 16217                     | TCEQ Regulatory Exp-Wastewater  |  | 0            | 0       | 0                | 0                        | 0       | 0                | 3,432            |
| 16218                     | Sanitary Sewer Televising       |  | 0            | 0       | 0                | 0                        | 0       | 0                | 200,000          |
| Total Wastewater Service  |                                 |  | 81,206       | 68,558  | 12,647           | 424,091                  | 342,792 | 81,299           | 1,026,132        |
| Garbage Service           |                                 |  |              |         |                  |                          |         |                  |                  |
| 16301                     | Garbage Expense                 |  | 3,348        | 467     | 2,882            | 4,696                    | 2,333   | 2,363            | 5,600            |
| Total Garbage Service     |                                 |  | 3,348        | 467     | 2,882            | 4,696                    | 2,333   | 2,363            | 5,600            |
| Storm Water Quality       |                                 |  |              |         |                  |                          |         |                  |                  |
| 16404                     | Detention Pond Mowing           |  | 1,534        | 1,292   | 242              | 7,670                    | 6,458   | 1,212            | 15,500           |
| Total Storm Water Quality |                                 |  | 1,534        | 1,292   | 242              | 7,670                    | 6,458   | 1,212            | 15,500           |
| Tap Connection            |                                 |  |              |         |                  |                          |         |                  |                  |
| 16501                     | Tap Connection Expense          |  | 0            | 250     | (250)            | 9,321                    | 1,250   | 8,071            | 3,000            |
| 16502                     | Inspection Expense              |  | 0            | 417     | (417)            | 1,540                    | 2,083   | (543)            | 5,000            |

# Actual vs. Budget Comparison

Harris County MUD No. 109 - GOF



|                               |                            | October 2025 |          |               | June 2025 - October 2025 |           |               | Annual Budget |
|-------------------------------|----------------------------|--------------|----------|---------------|--------------------------|-----------|---------------|---------------|
|                               |                            | Actual       | Budget   | Over/ (Under) | Actual                   | Budget    | Over/ (Under) |               |
| Expenditures                  |                            |              |          |               |                          |           |               |               |
| Total Tap Connection          |                            | 0            | 667      | (667)         | 10,861                   | 3,333     | 7,528         | 8,000         |
| Administrative Service        |                            |              |          |               |                          |           |               |               |
| 16703                         | Legal Fees                 | 6,833        | 7,908    | (1,076)       | 37,714                   | 39,542    | (1,828)       | 94,900        |
| 16705                         | Auditing Fees              | 10,000       | 5,500    | 4,500         | 25,000                   | 20,500    | 4,500         | 20,500        |
| 16706                         | Engineering Fees           | 3,540        | 6,667    | (3,127)       | 36,500                   | 33,333    | 3,167         | 80,000        |
| 16708                         | GIS Expense                | 828          | 833      | (6)           | 16,550                   | 4,167     | 12,383        | 10,000        |
| 16710                         | Website Expense            | 255          | 0        | 255           | 510                      | 535       | (25)          | 1,300         |
| 16712                         | Bookkeeping Fees           | 5,456        | 4,550    | 906           | 37,840                   | 33,150    | 4,690         | 65,000        |
| 16714                         | Printing & Office Supplies | 1,161        | 2,117    | (955)         | 11,372                   | 10,583    | 789           | 25,400        |
| 16716                         | Delivery Expense           | 81           | 50       | 31            | 505                      | 250       | 255           | 600           |
| 16717                         | Postage                    | 75           | 58       | 17            | 423                      | 292       | 131           | 700           |
| 16718                         | Insurance & Surety Bond    | 0            | 0        | 0             | 0                        | 0         | 0             | 44,200        |
| 16719                         | AWBD Expense               | 0            | 0        | 0             | 0                        | 450       | (450)         | 900           |
| 16722                         | Bank Service Charges       | 445          | 42       | 403           | 927                      | 208       | 719           | 500           |
| 16723                         | Travel Expense             | 16           | 42       | (25)          | 93                       | 208       | (115)         | 500           |
| 16727                         | Arbitrage Expense          | 0            | 833      | (833)         | 0                        | 4,167     | (4,167)       | 10,000        |
| 16728                         | Record Storage Fees        | 55           | 42       | 14            | 276                      | 208       | 67            | 500           |
| 16729                         | Consumer Confidence Report | 0            | 0        | 0             | 12,476                   | 0         | 12,476        | 0             |
| Total Administrative Service  |                            | 28,745       | 28,642   | 103           | 180,186                  | 147,593   | 32,593        | 355,000       |
| Security Service              |                            |              |          |               |                          |           |               |               |
| 16801                         | Security Patrol Expense    | 32,657       | 33,333   | (677)         | 134,001                  | 166,667   | (32,666)      | 400,000       |
| 16802                         | Security Monitoring        | 0            | 833      | (833)         | 10,609                   | 4,167     | 6,442         | 10,000        |
| Total Security Service        |                            | 32,657       | 34,167   | (1,510)       | 144,610                  | 170,833   | (26,224)      | 410,000       |
| Payroll Expense               |                            |              |          |               |                          |           |               |               |
| 17101                         | Payroll Expenses           | 1,903        | 2,083    | (180)         | 9,754                    | 10,417    | (662)         | 25,000        |
| Total Payroll Expense         |                            | 1,903        | 2,083    | (180)         | 9,754                    | 10,417    | (662)         | 25,000        |
| Other Expense                 |                            |              |          |               |                          |           |               |               |
| 17802                         | Miscellaneous Expense      | 285          | 292      | (7)           | 1,351                    | 1,458     | (107)         | 3,500         |
| Total Other Expense           |                            | 285          | 292      | (7)           | 1,351                    | 1,458     | (107)         | 3,500         |
| Total Expenditures            |                            | 312,442      | 272,940  | 39,501        | 1,431,372                | 1,512,293 | (80,920)      | 3,534,364     |
| Total Revenues (Expenditures) |                            | (62,321)     | (23,558) | (38,763)      | (289,427)                | 80,630    | (370,057)     | 1,479,860     |

## Other Revenues

### Extra Ordinary Revenue

|                                       |   |   |   |     |   |     |           |
|---------------------------------------|---|---|---|-----|---|-----|-----------|
| 15901 Transfer from Operating Reserve | 0 | 0 | 0 | 0   | 0 | 0   | 2,229,140 |
| 15906 Insurance Reimbursement         | 0 | 0 | 0 | 180 | 0 | 180 | 0         |

# Actual vs. Budget Comparison

Harris County MUD No. 109 - GOF



|                                       | October 2025 |           |                  | June 2025 - October 2025 |             |                  |                  |
|---------------------------------------|--------------|-----------|------------------|--------------------------|-------------|------------------|------------------|
|                                       | Actual       | Budget    | Over/<br>(Under) | Actual                   | Budget      | Over/<br>(Under) | Annual<br>Budget |
|                                       |              |           |                  |                          |             |                  |                  |
| Other Revenues                        |              |           |                  |                          |             |                  |                  |
| Total Extra Ordinary Revenue          | 0            | 0         | 0                | 180                      | 0           | 180              | 2,229,140        |
| Total Other Revenues                  | 0            | 0         | 0                | 180                      | 0           | 180              | 2,229,140        |
|                                       |              |           |                  |                          |             |                  |                  |
| Other Expenditures                    |              |           |                  |                          |             |                  |                  |
| Capital Outlay                        |              |           |                  |                          |             |                  |                  |
| 17901 Capital Outlay                  |              |           |                  |                          |             |                  |                  |
| 17901a Capital Outlay - General       | 0            | 0         | 0                | 531,075                  | 50,000      | 481,075          | 50,000           |
| 17901b Capital Outlay - AJOB          | 34,456       | 34,456    | 0                | 172,281                  | 172,280     | 1                | 450,000          |
| 17901c WP 1 Well Rehab                | 0            | 0         | 0                | 0                        | 0           | 0                | 50,000           |
| 17901d WP 1 Electrical Improvements   | 0            | 0         | 0                | 1,920                    | 1,920       | 0                | 1,230,000        |
| 17901e WP 1 GST 1 Replacement         | 78,556       | 78,556    | 0                | 1,010,108                | 1,010,108   | 0                | 1,200,000        |
| 17901f HC 46 Water Interconnect       | 1,600        | 1,600     | 0                | 4,490                    | 4,490       | 0                | 200,000          |
| 17901h LS Wet Well/Piping Rehab       | 532          | 532       | 0                | 18,984                   | 18,984      | 0                | 325,000          |
| 17901i Fence Replacement              | 0            | 0         | 0                | 0                        | 0           | 0                | 40,000           |
| 17901k Lift Station 1                 | 0            | 0         | 0                | 0                        | 0           | 0                | 115,000          |
| 17901l Lift Station 4                 | 0            | 0         | 0                | 0                        | 0           | 0                | 49,000           |
| Total Capital Outlay                  | 115,144      | 115,144   | 0                | 1,738,858                | 1,257,782   | 481,076          | 3,709,000        |
| 17904 Capital Outlay - Barents Dr L/S | 0            | 0         | 0                | 13,406                   | 0           | 13,406           | 0                |
| Total Capital Outlay                  | 115,144      | 115,144   | 0                | 1,752,264                | 1,257,782   | 494,482          | 3,709,000        |
| Total Other Expenditures              | 115,144      | 115,144   | 0                | 1,752,264                | 1,257,782   | 494,482          | 3,709,000        |
| Total Other Revenues (Expenditures)   | (115,144)    | (115,144) | 0                | (1,752,084)              | (1,257,782) | (494,302)        | (1,479,860)      |
| Excess Revenues (Expenditures)        | (177,465)    | (138,702) | (38,763)         | (2,041,511)              | (1,177,152) | (864,359)        | 0                |

# Balance Sheet as of 10/31/2025

Harris County MUD No. 109 - GOF



## Assets

### Bank

|                    |                  |
|--------------------|------------------|
| 11101 Cash in Bank | \$136,059        |
| 11102 Operator     | 168,063          |
| <b>Total Bank</b>  | <b>\$304,122</b> |

### Investments

|                          |                    |
|--------------------------|--------------------|
| 11201 Time Deposits      | \$5,086,997        |
| <b>Total Investments</b> | <b>\$5,086,997</b> |

### Receivables

|                                  |                  |
|----------------------------------|------------------|
| 11301 Accounts Receivable        | \$226,038        |
| 11303 Maintenance Tax Receivable | 117,492          |
| 11305 Accrued Interest           | 9,763            |
| 11306 Due From COH               | 25,231           |
| <b>Total Receivables</b>         | <b>\$378,524</b> |

### Interfund Receivables

|                                    |                  |
|------------------------------------|------------------|
| 11403 Due From Tax Account         | \$517,260        |
| 11450 Due from HC MUD 46           | 8,547            |
| 11451 Due from HC MUD 106          | 7,142            |
| 11452 Due from HC MUD 132          | 16,843           |
| 11453 Due from HC MUD 151          | 11,667           |
| 11454 Due from HC MUD 152          | 12,553           |
| 11455 Due from HC MUD 153          | 20,142           |
| 11456 Due from HC MUD 494          | 4,355            |
| <b>Total Interfund Receivables</b> | <b>\$598,508</b> |

### Reserves

|                         |                  |
|-------------------------|------------------|
| 11601 Reserve in A.C.P. | \$423,556        |
| <b>Total Reserves</b>   | <b>\$423,556</b> |

## Total Assets

**\$6,791,707**

## Liabilities & Equity

### Liabilities

#### Accounts Payable

|                               |                  |
|-------------------------------|------------------|
| 12101 Accounts Payable        | \$289,901        |
| 12102 Payroll Liabilities     | 270              |
| <b>Total Accounts Payable</b> | <b>\$290,172</b> |

#### Other Current Liabilities

|  |                  |
|--|------------------|
| 12202 Due to TCEQ                      | \$2,352          |
| 12204 Retainage Payable                |                  |
| 12204c Shier Const. - WP 1 GST         | 113,001          |
| <b>Total Retainage Payable</b>         | <b>113,001</b>   |
| <b>Total Other Current Liabilities</b> | <b>\$115,353</b> |

# Balance Sheet as of 10/31/2025

Harris County MUD No. 109 - GOF



## Liabilities & Equity

|                               |                           |               |
|-------------------------------|---------------------------|---------------|
| Liabilities                   |                           |               |
| Deferrals                     |                           |               |
| 12502                         | Deferred Taxes            | \$117,492     |
| Total Deferrals               |                           | \$117,492     |
| Deposits                      |                           |               |
| 12601                         | Customer Meter Deposits   | \$330,339     |
| 12608                         | Woodland Hills Annexation | 2,870         |
| Total Deposits                |                           | \$333,210     |
| Total Liabilities             |                           | \$856,227     |
| Equity                        |                           |               |
| Unassigned Fund Balance       |                           |               |
| 13101                         | Unallocated Fund Balance  | \$7,976,991   |
| Total Unassigned Fund Balance |                           | \$7,976,991   |
| Net Income                    |                           | (\$2,041,511) |
| Total Equity                  |                           | \$5,935,480   |
| Total Liabilities & Equity    |                           | \$6,791,707   |

# Monthly Financial Summary - Capital Projects Fund

Harris County MUD No. 109 - CPF



## Account Balance Summary

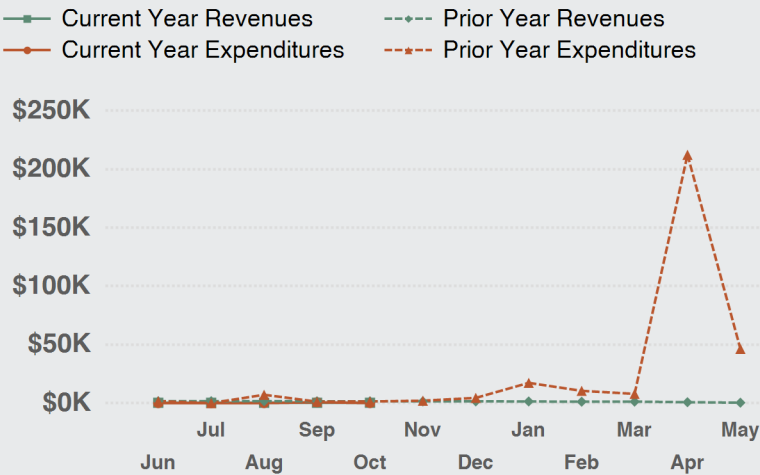
Balance as of 10/22/2025 **\$54,328**

Receipts 199

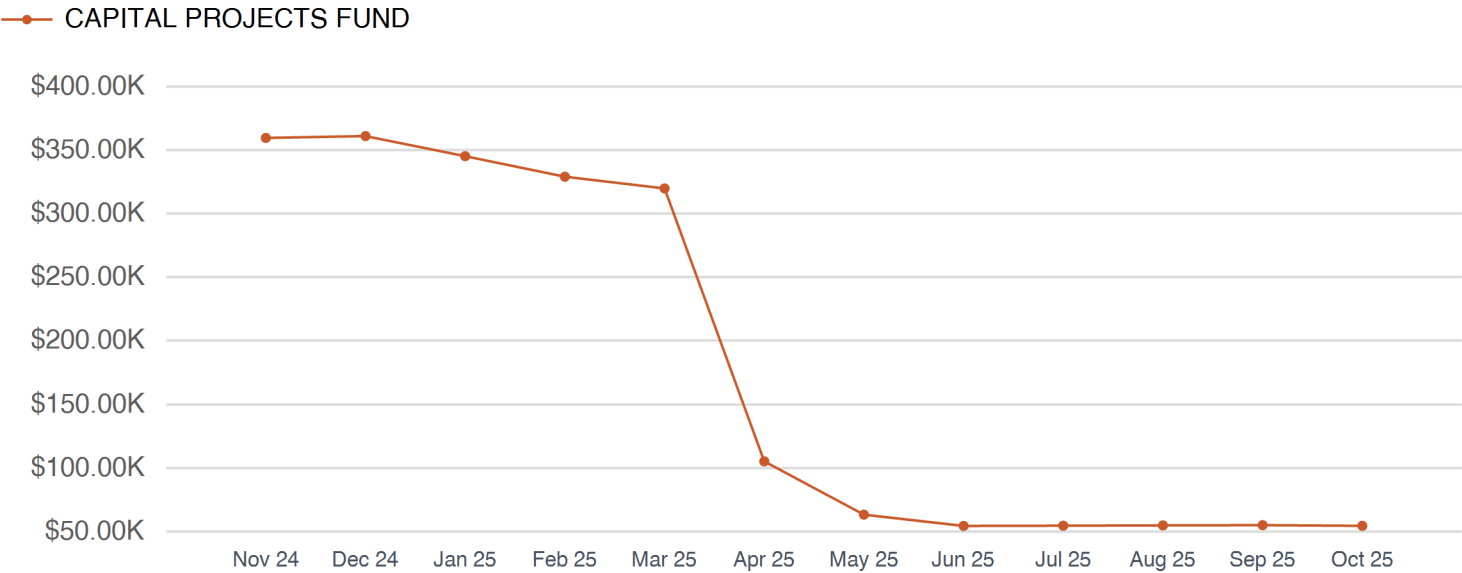
Disbursements (30)

Balance as of 11/18/2025 **\$54,497**

## Overall Revenues & Expenditures By Month (Year to Date)



## Account Balance By Month | November 2024 - October 2025



# Cash Flow Report - Checking Account

Harris County MUD No. 109 - CPF



| Number                   | Name                 | Memo           | Amount  | Balance   |
|--------------------------|----------------------|----------------|---------|-----------|
| Balance as of 10/22/2025 |                      |                |         | \$173.63  |
| Receipts                 |                      |                |         |           |
|                          | No Receipts Activity |                | 0.00    |           |
| Total Receipts           |                      |                |         | \$0.00    |
| Disbursements            |                      |                |         |           |
| Svc Chrg                 | Central Bank         | Service Charge | (30.00) |           |
| Total Disbursements      |                      |                |         | (\$30.00) |
| Balance as of 11/18/2025 |                      |                |         | \$143.63  |

# District Debt Summary as of 11/18/2025

Harris County MUD No. 109 - DSF



|                     |        | WATER, SEWER,<br>DRAINAGE | PARK/ROAD/OTHER       | REFUNDING             |
|---------------------|--------|---------------------------|-----------------------|-----------------------|
| Total \$ Authorized |        | Authorized                | Authorized            | Authorized            |
| \$61.83M            |        | \$61.83M                  | N/A                   | \$32.73M              |
| Total \$ Issued     |        | Issued                    | Issued                | Issued                |
| \$48.88M            |        | \$48.88M                  | N/A                   | \$1.06M               |
| Yrs to Mat          | Rating | \$ Available To Issue     | \$ Available To Issue | \$ Available To Issue |
| 15                  | AA     | \$12.95M                  | N/A                   | \$31.67M              |

\*Actual 'Outstanding' Refunding Bonds issued below may differ from the 'Issued' total above pursuant to Chapter 1207, Texas Government Code.

## Outstanding Debt Breakdown

| Series Issued    | Original Bonds Issued | Maturity Date | Principal Outstanding |
|------------------|-----------------------|---------------|-----------------------|
| 2021 - Refunding | \$3,705,000           | 2029          | \$1,660,000           |
| 2017 - WS&D      | \$12,100,000          | 2041          | \$9,945,000           |
| 2015 - Refunding | \$5,920,000           | 2030          | \$4,285,000           |
| Total            | \$21,725,000          |               | \$15,890,000          |



# District Debt Schedule

## Harris County MUD No. 109 - DSF



| Paying Agent                | Series           | Principal     | Interest            | Total               |
|-----------------------------|------------------|---------------|---------------------|---------------------|
| Bank of New York            | 2021 - Refunding | \$0.00        | \$18,750.00         | \$18,750.00         |
| Bank of New York            | 2017 - WS&D      | \$0.00        | \$164,096.88        | \$164,096.88        |
| Regions Bank                | 2015 - Refunding | \$0.00        | \$69,417.00         | \$69,417.00         |
| <b>Total Due 04/01/2026</b> |                  | <b>\$0.00</b> | <b>\$252,263.88</b> | <b>\$252,263.88</b> |

| Paying Agent                | Series           | Principal             | Interest            | Total                 |
|-----------------------------|------------------|-----------------------|---------------------|-----------------------|
| Bank of New York            | 2021 - Refunding | \$430,000.00          | \$18,750.00         | \$448,750.00          |
| Bank of New York            | 2017 - WS&D      | \$460,000.00          | \$164,096.88        | \$624,096.88          |
| Regions Bank                | 2015 - Refunding | \$680,000.00          | \$69,417.00         | \$749,417.00          |
| <b>Total Due 10/01/2026</b> |                  | <b>\$1,570,000.00</b> | <b>\$252,263.88</b> | <b>\$1,822,263.88</b> |

# Investment Profile as of 11/18/2025

Harris County MUD No. 109

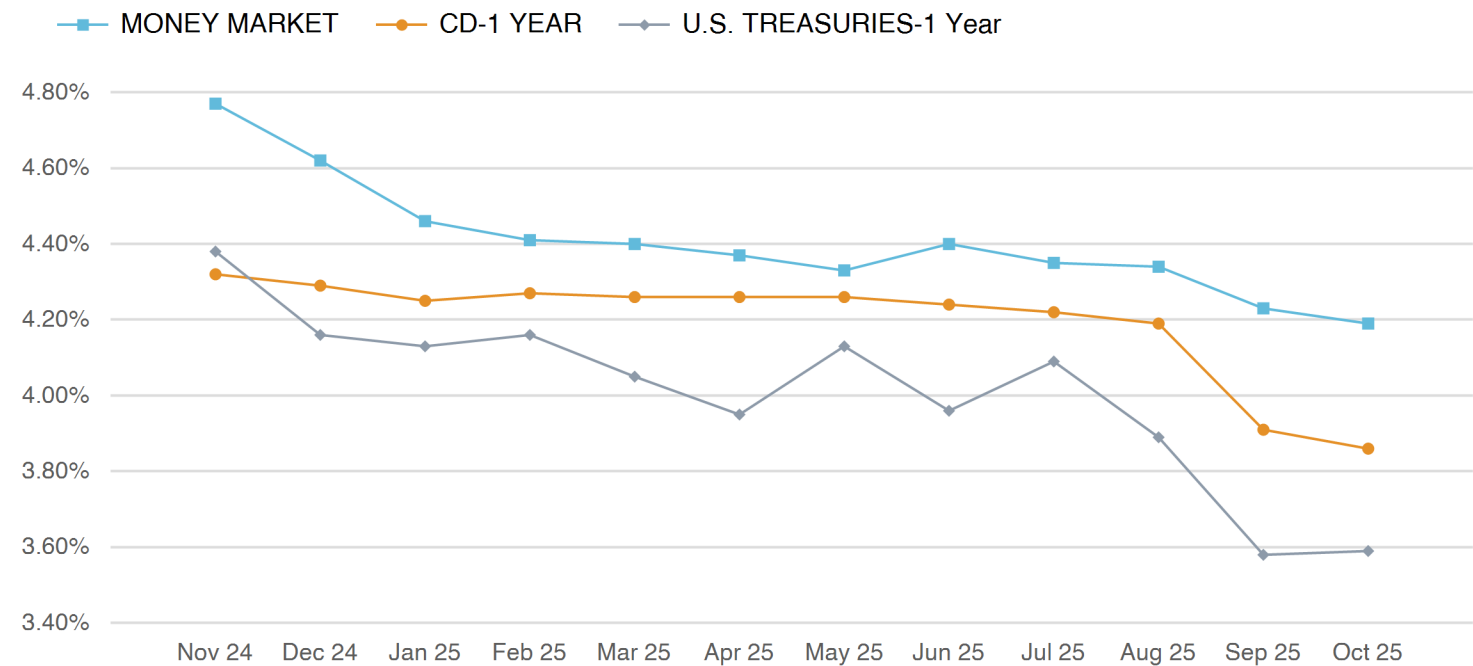


| General Operating Fund                          | Capital Projects Fund                        | Debt Service Fund                               | Other Funds                             |
|---|--|---|---|
| <b>Funds Available to Invest</b><br>\$4,917,968 | <b>Funds Available to Invest</b><br>\$54,497 | <b>Funds Available to Invest</b><br>\$1,390,681 | <b>Funds Available to Invest</b><br>N/A |
| <b>Funds Invested</b><br>\$4,746,997            | <b>Funds Invested</b><br>\$54,353            | <b>Funds Invested</b><br>\$1,390,681            | <b>Funds Invested</b><br>N/A            |
| <b>Percent Invested</b><br>97%                  | <b>Percent Invested</b><br>99%               | <b>Percent Invested</b><br>100%                 | <b>Percent Invested</b><br>N/A          |

| Term      | Money Market | Term     | Certificate of Deposit | Term     | U.S. Treasuries |
|-----------|--------------|----------|------------------------|----------|-----------------|
| On Demand | 4.05%        | 180 Days | 4.07%                  | 180 Days | 3.78%           |
|           |              | 270 Days | 3.81%                  | 270 Days | 3.78%           |
|           |              | 1 Yr     | 3.83%                  | 1 Yr     | 3.63%           |
|           |              | 13 Mo    | 1.85%                  | 13 Mo    | N/A             |
|           |              | 18 Mo    | 2.36%                  | 18 Mo    | 0.00%           |
|           |              | 2 Yr     | 1.89%                  | 2 Yr     | 3.58%           |

\*Rates are based on the most current quoted rates and are subject to change daily.

## Investment Rates Over Time (By Month) | November 2024 - October 2025



# Account Balance as of 11/18/2025

## Harris County MUD No. 109 - Investment Detail



### FUND: General Operating

| Financial Institution (Acct Number)      | Issue Date | Maturity Date | Interest Rate | Account Balance       | Notes            |
|--|------------|---------------|---------------|-----------------------|------------------|
| <b>Certificates of Deposit</b>           |            |               |               |                       |                  |
| THIRD COAST BANK, SSB (XXXX1280)         | 03/26/2025 | 03/26/2026    | 4.15%         | 235,000.00            |                  |
| VERITEX COMMUNITY BANK (XXXX5987)        | 08/21/2025 | 07/17/2026    | 4.05%         | 235,000.00            |                  |
| WALLIS BANK (XXXX6297)                   | 08/18/2025 | 07/18/2026    | 4.30%         | 235,000.00            |                  |
| <b>Money Market Funds</b>                |            |               |               |                       |                  |
| TEXAS CLASS (XXXX0001)                   | 03/22/2017 |               | 4.12%         | 4,041,997.05          |                  |
| <b>Checking Account(s)</b>               |            |               |               |                       |                  |
| CENTRAL BANK - CHECKING (XXXX1891)       |            |               | 0.00%         | 2,907.99              | Checking Account |
| CENTRAL BANK - CHECKING (XXXX4632)       |            |               | 0.00%         | 168,062.54            | Operator         |
| <b>Totals for General Operating Fund</b> |            |               |               | <b>\$4,917,967.58</b> |                  |

### FUND: Capital Projects

| Financial Institution (Acct Number)     | Issue Date | Maturity Date | Interest Rate | Account Balance    | Notes            |
|---|------------|---------------|---------------|--------------------|------------------|
| <b>Money Market Funds</b>               |            |               |               |                    |                  |
| TEXAS CLASS (XXXX0002)                  | 03/22/2017 |               | 4.12%         | 54,353.15          | Series 2017      |
| <b>Checking Account(s)</b>              |            |               |               |                    |                  |
| CENTRAL BANK - CHECKING (XXXX1875)      |            |               | 0.00%         | 143.63             | Checking Account |
| <b>Totals for Capital Projects Fund</b> |            |               |               | <b>\$54,496.78</b> |                  |

### FUND: Debt Service

| Financial Institution (Acct Number) | Issue Date | Maturity Date | Interest Rate | Account Balance       | Notes |
|-------------------------------------|------------|---------------|---------------|-----------------------|-------|
| <b>Certificates of Deposit</b>      |            |               |               |                       |       |
| CADENCE BANK - DEBT (XXXX4954)      | 08/27/2025 | 08/27/2026    | 4.25%         | 235,000.00            |       |
| THIRD COAST BANK-DEBT (XXXX3518)    | 08/27/2025 | 08/27/2026    | 4.15%         | 235,000.00            |       |
| <b>Money Market Funds</b>           |            |               |               |                       |       |
| TEXAS CLASS (XXXX0003)              | 03/22/2017 |               | 4.12%         | 920,680.76            |       |
| <b>Totals for Debt Service Fund</b> |            |               |               | <b>\$1,390,680.76</b> |       |

**Grand Total for Harris County MUD No. 109 :**

**\$6,363,145.12**

# Capital Projects Fund Breakdown

Harris County Municipal Utility District No. 109  
As of 11/18/2025

Balances by Bond Series

|                             |                    |
|-----------------------------|--------------------|
| Bond Proceeds - Series 2017 | \$54,496.78        |
| <b>Total Cash Balance</b>   | <b>\$54,496.78</b> |

Remaining Costs/Surplus By Bond Series

|   |                    |
|---|--------------------|
| Surplus & Interest - Series 2017            | \$54,496.78        |
| <b>Total Surplus &amp; Interest Balance</b> | <b>\$54,496.78</b> |
| <b>Total Remaining Costs/Surplus</b>        | <b>\$54,496.78</b> |

# Cash Flow Forecast

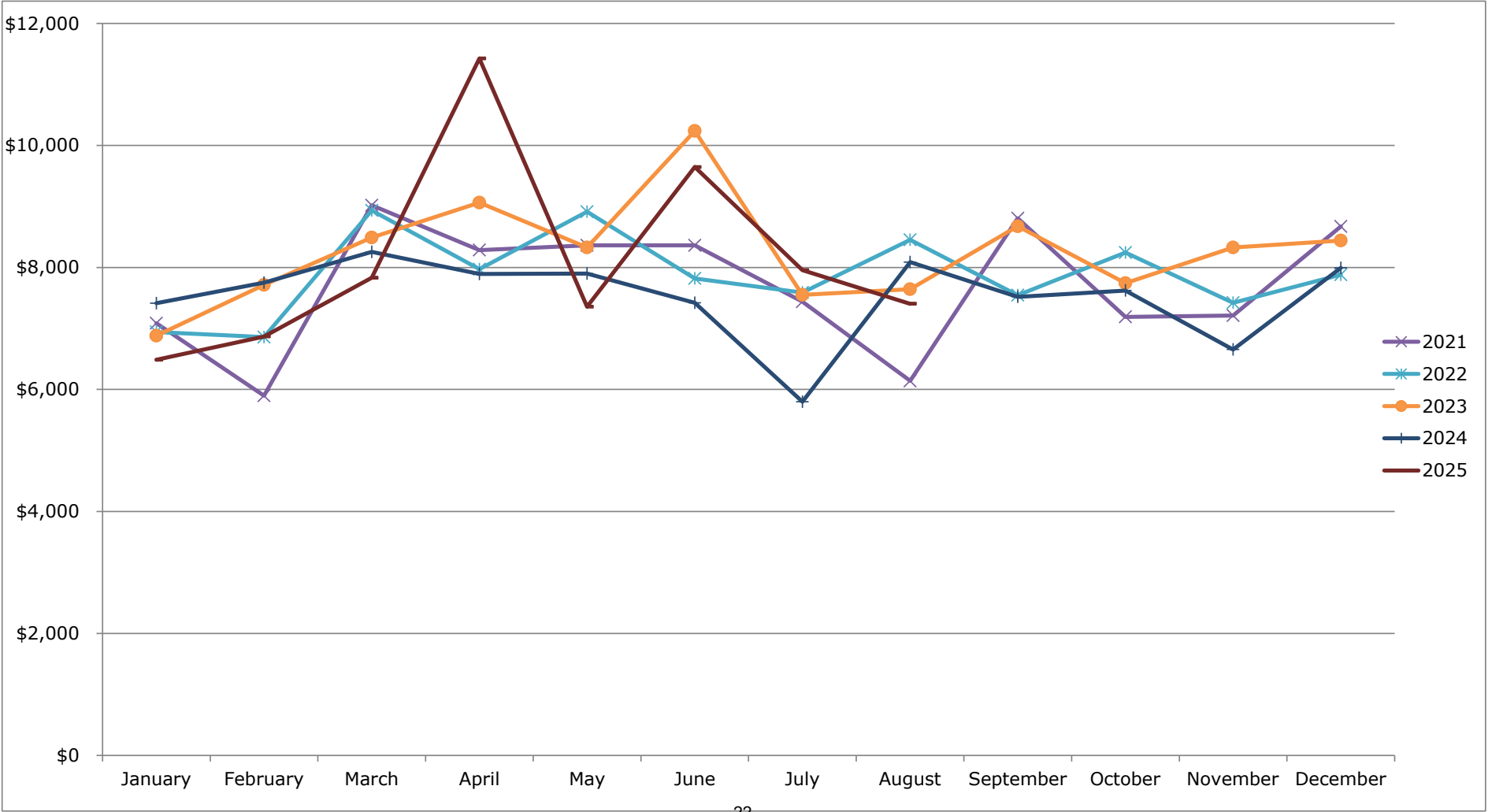
Harris County MUD 109

|   | 5/26               | 5/27               | 5/28               | 5/29               | 5/30               |
|---|--------------------|--------------------|--------------------|--------------------|--------------------|
| Assessed Value                            | \$954,061,285      | \$954,061,285      | \$954,061,285      | \$954,061,285      | \$954,061,285      |
| Maintenance Tax Rate                      | \$0.235            | \$0.235            | \$0.235            | \$0.235            | \$0.235            |
| Maintenance Tax                           | \$2,197,203        | \$2,197,203        | \$2,197,203        | \$2,197,203        | \$2,197,203        |
| % Change in Water Rate                    |                    | 1.00%              | 1.00%              | 1.00%              | 1.00%              |
| % Change in Wastewater Rate               |                    | 0.00%              | 0.00%              | 0.00%              | 0.00%              |
| % Change in NHCRWA                        |                    | 10.00%             | 10.00%             | 10.00%             | 10.00%             |
| % Change in Expenses                      |                    | 5.00%              | 5.00%              | 5.00%              | 5.00%              |
| <b>Beginning Cash Balance 5-31-2025</b>   | <b>\$7,359,966</b> | <b>\$4,302,521</b> | <b>\$4,353,163</b> | <b>\$4,344,626</b> | <b>\$5,076,218</b> |
| <b>Revenues</b>                           |                    |                    |                    |                    |                    |
| Maintenance Tax                           | \$1,916,709        | \$2,197,203        | \$2,197,203        | \$2,197,203        | \$2,197,203        |
| Water Revenue                             | 577,000            | 582,770            | 588,598            | 594,484            | 600,429            |
| Wastewater Revenue                        | 795,800            | 795,800            | 795,800            | 795,800            | 795,800            |
| NHCRWA Revenue                            | 1,022,900          | 1,125,190          | 1,237,709          | 1,361,480          | 1,497,628          |
| Other                                     | 701,815            | 736,906            | 773,751            | 812,439            | 853,061            |
| <b>Total Revenues</b>                     | <b>\$5,014,224</b> | <b>\$5,437,869</b> | <b>\$5,593,061</b> | <b>\$5,761,405</b> | <b>\$5,944,120</b> |
| <b>Expenses</b>                           |                    |                    |                    |                    |                    |
| NHCRWA                                    | \$1,022,900        | \$1,125,190        | \$1,237,709        | \$1,361,480        | \$1,497,628        |
| Other Expenses                            | 2,511,464          | 2,637,037          | 2,768,889          | 2,907,334          | 3,052,700          |
| <b>Total Expenses</b>                     | <b>\$3,534,364</b> | <b>\$3,762,227</b> | <b>\$4,006,598</b> | <b>\$4,268,813</b> | <b>\$4,550,328</b> |
| <b>Net Surplus</b>                        | <b>\$1,479,860</b> | <b>\$1,675,642</b> | <b>\$1,586,463</b> | <b>\$1,492,592</b> | <b>\$1,393,792</b> |
| <b>Capital Outlay</b>                     |                    |                    |                    |                    |                    |
| Capital Outlay                            | \$50,000           | \$50,000           | \$50,000           | \$50,000           | \$50,000           |
| Capital Outlay - AJOB                     | 450,000            | 450,000            | 450,000            | 450,000            | 450,000            |
| Capital Outlay - TxDot                    | 517,055            | 0                  | 0                  | 0                  | 0                  |
| WP 1 Well Rehab & Motor Replacement       | 50,000             | 0                  | 0                  | 0                  | 0                  |
| WP 1 Electrical Improvements              | 1,230,000          | 0                  | 0                  | 0                  | 0                  |
| WP 1 Booster Pump Replacement             | 0                  | 136,000            | 136,000            | 136,000            | 0                  |
| WP 1 GST 1 Replacement                    | 1,200,000          | 0                  | 0                  | 0                  | 0                  |
| WP 1 Chloramine Conversion                | 0                  | 0                  | 299,000            | 0                  | 0                  |
| WP 1 EST Rehab                            | 0                  | 0                  | 0                  | 0                  | 1,005,000          |
| WP 2 Well Rehab & Motor Replacement       | 0                  | 327,000            | 0                  | 0                  | 0                  |
| WP 2 Chloramine Conversion                | 0                  | 0                  | 299,000            | 0                  | 0                  |
| L/S Wet Well and Piping Rehabilitation    | 325,000            | 0                  | 0                  | 0                  | 282,000            |
| L/S 3 Fence Replacement                   | 311,250            | 0                  | 0                  | 0                  | 0                  |
| L/S 4 Submersive Pump Replacement         | 49,000             | 49,000             | 0                  | 0                  | 0                  |
| Lift Station 1 Rehab                      | 115,000            | 120,000            | 0                  | 0                  | 0                  |
| Manhole Valve Rehab                       | 0                  | 250,000            | 0                  | 0                  | 0                  |
| HC46 Water Interconnect                   | 200,000            | 0                  | 0                  | 0                  | 0                  |
| Fence Replacement                         | 40,000             | 0                  | 0                  | 0                  | 0                  |
| Sewer System Cleaning and Televising      | 0                  | 118,000            | 236,000            | 0                  | 0                  |
| Developer Reimbursement                   | 0                  | 125,000            | 125,000            | 125,000            | 0                  |
| <b>Total Capital Outlay</b>               | <b>\$4,537,305</b> | <b>\$1,625,000</b> | <b>\$1,595,000</b> | <b>\$761,000</b>   | <b>\$1,787,000</b> |
| <b>Construction Surplus</b>               | <b>\$0</b>         | <b>\$0</b>         | <b>\$0</b>         | <b>\$0</b>         | <b>\$0</b>         |
| <b>Ending Cash Balance</b>                | <b>\$4,302,521</b> | <b>\$4,353,163</b> | <b>\$4,344,626</b> | <b>\$5,076,218</b> | <b>\$4,683,010</b> |
| <b>Operating Reserve % of Exp</b>         |                    |                    |                    |                    |                    |
| Percentage                                | 122%               | 116%               | 108%               | 119%               | 103%               |
| Number of Months                          | 15                 | 14                 | 13                 | 14                 | 12                 |
| <b>Bond Authority</b>                     |                    |                    |                    |                    |                    |
| Remaining Bonding Capacity - \$12,950,000 |                    |                    |                    |                    |                    |
| Maintenance Tax Rate Cap - \$1.00         |                    |                    |                    |                    |                    |

# Sales Tax Revenue History

Harris County MUD No. 109

| Year  | January  | February | March    | April    | May      | June     | July     | August   | September | October  | November | December | Total     |
|-------|----------|----------|----------|----------|----------|----------|----------|----------|-----------|----------|----------|----------|-----------|
| 2021  | \$7,086  | \$5,898  | \$9,019  | \$8,285  | \$8,362  | \$8,363  | \$7,440  | \$6,140  | \$8,807   | \$7,190  | \$7,212  | \$8,672  | \$92,475  |
| 2022  | \$6,943  | \$6,859  | \$8,934  | \$7,973  | \$8,913  | \$7,820  | \$7,589  | \$8,453  | \$7,546   | \$8,244  | \$7,422  | \$7,881  | \$94,577  |
| 2023  | \$6,881  | \$7,714  | \$8,490  | \$9,062  | \$8,327  | \$10,238 | \$7,551  | \$7,643  | \$8,675   | \$7,743  | \$8,328  | \$8,440  | \$99,092  |
| 2024  | \$7,414  | \$7,751  | \$8,256  | \$7,894  | \$7,900  | \$7,421  | \$5,800  | \$8,088  | \$7,519   | \$7,622  | \$6,655  | \$7,993  | \$90,312  |
| 2025  | \$6,487  | \$6,869  | \$7,831  | \$11,425 | \$7,357  | \$9,646  | \$7,956  | \$7,405  |           |          |          |          |           |
| Total | \$57,696 | \$60,183 | \$71,825 | \$65,677 | \$67,842 | \$71,660 | \$60,465 | \$62,064 | \$58,641  | \$57,857 | \$52,781 | \$60,822 | \$682,538 |



# Harris County MUD No. 109 - GOF

## Annexations

### All Transactions

| Date                                     | Num       | Name      | Memo                                      | Debit           | Credit           | Balance         |
|--|-----------|-----------|---|-----------------|------------------|-----------------|
| <b>12608 · Woodland Hills Annexation</b> |           |           |   |                 |                  |                 |
| 07/20/2023                               | Deposit   |           | Woodland Hills Tract                      |                 | 5,000.00         | 5,000.00        |
| 08/31/2023                               | 8-231023  | BGE, Inc. | Woodland Hills Multi-Family Feasibilit... | 1,185.17        |                  | 3,814.83        |
| 09/28/2023                               | Repts     |           | Woodlands Hills Annexation Deposit ...    |                 | 5,000.00         | 8,814.83        |
| 09/30/2023                               | 9-230188  | BGE, Inc. | Woodland Hills Multi-Family Feasibilit... | 1,146.88        |                  | 7,667.95        |
| 10/31/2023                               | 10-230410 | BGE, Inc. | Woodland Hills Multi-Family Feasibilit... | 432.82          |                  | 7,235.13        |
| 11/30/2023                               | 11-230332 | BGE, Inc. | Woodland Hills Multi-Family Feasibilit... | 865.63          |                  | 6,369.50        |
| 01/31/2024                               | 1-240378  | BGE, Inc. | Woodland Hills Multi-Family Feasibilit... | 35.55           |                  | 6,333.95        |
| 04/30/2024                               | 4-240226  | BGE, Inc. | Woodland Hills Multi-Family Feasibilit... | 1,333.95        |                  | 5,000.00        |
| 05/31/2024                               | 5-241068  | BGE, Inc. | Woodland Hills Multi-Family Feasibilit... | 779.68          |                  | 4,220.32        |
| 06/30/2024                               | 2071      | BGE, Inc. | Woodland Hills Multi-Family Feasibilit... | 375.00          |                  | 3,845.32        |
| 07/31/2024                               | 3816      | BGE, Inc. | Woodland Hills Multi-Family Feasibilit... | 187.50          |                  | 3,657.82        |
| 08/31/2024                               | 5510      | BGE, Inc. | Woodland Hills Multi-Family Feasibilit... | 37.50           |                  | 3,620.32        |
| 09/30/2024                               | 7439      | BGE, Inc. | Woodland Hills Multi-Family Feasibilit... | 750.00          |                  | 2,870.32        |
| Total 12608 · Woodland Hills Annexation  |           |           |   | 7,129.68        | 10,000.00        | 2,870.32        |
| <b>TOTAL</b>                             |           |           |   | <b>7,129.68</b> | <b>10,000.00</b> | <b>2,870.32</b> |

# 2026 AWBD Midwinter Conference

Harris County Municipal Utility District No. 109

**Friday, January 23 - Saturday, January 24, 2026**

Marriott Marquis, Houston, TX

| Director       | Registration |        |      | Prior Conference Expenses |
|----------------|--------------|--------|------|---------------------------|
| Name           | Attending    | Online | Paid | Paid                      |
| Cheryl Moore   |              |        |      | N/A                       |
| Chris Green    |              |        |      | N/A                       |
| Dennis Bone    |              |        |      | N/A                       |
| Owen Parker    |              |        |      | N/A                       |
| Robin Sulpizio |              |        |      | N/A                       |

## Note

**Register on-line [www.awbd-tx.org](http://www.awbd-tx.org)** (For log in assistance, contact Taylor Cavnar: [tcavnar@awbd-tx.org](mailto:tcavnar@awbd-tx.org))

This page only confirms registration for the conference, not hotel registrations.

All hotel reservations are the sole responsibility of each attendee.

Your conference registration confirmation will contain a housing reservation request web link.

The link will require the registration number from your conference registration before you can reserve a room.

All requests for an advance of funds must be sent via email to the bookkeeper within 30 days of conference.

## Registration Dates

|                       |        |            |       |
|-----------------------|--------|------------|-------|
| Early Registration:   | Begins | 8/6/2025   | \$390 |
| Regular Registration: | Begins | 8/28/2025  | \$440 |
| Late Registration     | Begins | 12/11/2025 | \$540 |

## Cancellation Policy

All cancellations must be made in writing.

A \$50.00 administrative fee is assessed for each conference registration cancelled on or before 12/10/25.

There will be no refunds after 12/10/25.

## Housing Information

Hotel reservations are only available to attendees who are registered with AWBD-TX for the Conference.

If you have questions, please call Taylor Cavnar at (281) 350-7090.





## ENGINEERING REPORT

November 18, 2025

**To:** Harris County MUD No. 109 Board of Directors

**From:** Christopher A. Meinhardt, P.E.

District Engineer

---

**Review Engineer's Report**, including approval of pay estimates, authorization of change orders to pending construction contracts, and authorization of capacity commitments:

**a. Wastewater Treatment Plant**

**Belt Press Replacement/Belt Press Building Rehabilitation:**

Submittal reviews on going.

**Sanitary Sewer Rehabilitation:**

Anticipate design plans 70% complete by the end of November.

Anticipate submitting plans for agency review in early December.

**b. Capital Improvement Plan:**

We are currently working on 2025 adopted budget CIP projects.

**c. Lift Station No. 3 Rehabilitation/Fence Replacement (2025 CIP Project)**

Submittal reviews on going.

Contractor plans to mobilize at the end of November due to waiting on supplies to be delivered.

**d. Interconnect With HCMUD 46 (2025 CIP Project)**

Design on going. Anticipate design plans 30% complete by the end of December.

**e. Water Plant No. 1 Ground Storage Tank (GST) Replacement**

Filling tank and pulling bac-T samples.

Anticipate starting forms, subgrade, and paving this week.

The Contractor (Schier) reports a total of 7 residents reporting overspray issues. All 7 residents have been taken care of.

**Action Item: Pay Estimate No.7 is recommended in the amount of \$70,700.40.**

**f. Water Plant No. 1 and 2 Electrical Improvements**

Design plans currently 30% complete.

Anticipate 70% design plans by the end of December.

**g. Woodland Hills Tract:**

No Update this month.

**h. GIS Update**

TEAMs meeting was held on November 6, 2025, with our GIS team and the District's Operator for a tutorial on the updated GIS application for the District.

**i. Annual Tank Inspections: No Update**

**j. Application for the Water Conservation Grant Program – No Update**

**k. Capacity Commitments- No Update**

Sean Gilbert Request: I have been in correspondence with Mr. Gilbert. I am awaiting documentation from Mr. Gilbert showing what was paid to the District for the utility extension across FM 1960.



October 29, 2025

Harris County MUD No. 109  
C/o Municipal Accounts & Consulting, LP  
1281 Brittmoore Rd.  
Houston, Texas 77043

Attention: Fandi Tjhiu

Re: **Pay Estimate No. 7**  
Harris County MUD 109  
Water Plant No. 1 Ground Storage Tank Replacement  
BGE Job No. 13006-00

Dear Mr. Tjhiu:

Enclosed herewith is **Pay Estimate No. 7** from Schier Construction Company, Inc. for work performed on the referenced project for the period indicated. I have reviewed the quantities completed and submitted for payment, and recommend that this estimate be processed for payment. The enclosed estimate is for your further handling and processing.

Should you have any questions regarding this pay estimate, please contact me at 281-558-8700.

Sincerely,

A handwritten signature in blue ink, appearing to read "Michael R. Barrette".

Michael R. Barrette, PE  
Sr Project Manager, Construction Management

TBPE Registration No. F-1046

cc: Nick Figueroa – Schier Construction Company, Inc.  
Jim Schier – Schier Construction Company, Inc.  
Dimitri Millas – Norton Rose Fulbright US LLP  
Brenda Presser – Norton Rose Fulbright US LLP  
Chris Meinhardt, PE – BGE  
Aaron Orozco, PE – BGE  
Abby Johnson – Municipal Accounts & Consulting, LP  
HC109@municipalaccounts.com

**Water Plant No. 1 Ground Storage Tank  
Replacement**

Owner: Harris County MUD No. 109  
C/o Municipal Accounts & Consulting, LP  
1281 Brittmoore Rd.  
Houston, Texas 77043

Attention: Fandi Tjhiu

Contractor: Schier Construction Company, Inc.  
14250 Schroeder Rd.  
Houston, Texas 77070

Attention: Nick Figueroa

|                           |                 |
|---------------------------|-----------------|
| Pay Estimate No.          | 7               |
| Original Contract Amount: | \$ 1,273,900.00 |
| Change Orders:            | \$ -            |
| Current Contract Amount:  | \$ 1,273,900.00 |
| Completed to Date:        | \$ 1,130,010.00 |
| Retainage 10%             | \$ 113,001.00   |
| Balance:                  | \$ 1,017,009.00 |
| Less Previous Payments:   | \$ 946,308.60   |
| Current Payment Due:      | \$ 70,700.40    |

|                            |                     |
|----------------------------|---------------------|
| BGE Job No.                | 13006-00            |
| Estimate Period:           | 09/26/25 - 10/25/25 |
| Contract Date:             | February 18, 2025   |
| Notice to Proceed:         | March 3, 2025       |
| Contract Time:             | 240 Calendar Days   |
| Time Charged:              | 235 Calendar Days   |
| Requested Time Extensions: | 47 Calendar Days    |
| Approved Extensions:       | 0 Calendar Days     |
| Time Remaining:            | 5 Calendar Days     |

Recommended for Approval:



Michael R. Barrette, PE  
Sr Project Manager, Construction Management  
BGE  
TBPE Registration No. F-1046

Harris County MUD No. 109  
 WP No. 1 GST Replacement  
 BGE Job No. 13006-00  
 Pay Estimate No. 7

| Item                                 | Description   | Contract<br>Quantity | Unit | Unit Price    | Amount        | Completed<br>This Period | Amount This<br>Period | Previous<br>Period | Previous Amount | Total<br>Completed | Total         |
|--------------------------------------|---|----------------------|------|---------------|---------------|--------------------------|-----------------------|--------------------|-----------------|--------------------|---------------|
| <b><u>UNIT A: BASE BID ITEMS</u></b> |   |                      |      |               |               |                          |                       |                    |                 |                    |               |
| 1.                                   | Mobilization  | 1.00                 | LS   | \$ 18,000.00  | \$ 18,000.00  | 0.00                     | \$ -                  | 1.00               | \$ 18,000.00    | 1.00               | \$ 18,000.00  |
|                                      | Demobilization  | 1.00                 | LS   | \$ 5,900.00   | \$ 5,900.00   | 0.00                     | \$ -                  | 0.00               | \$ -            | 0.00               | \$ -          |
| 2.                                   | Bonds   | 1.00                 | LS   | \$ 20,500.00  | \$ 20,500.00  | 0.00                     | \$ -                  | 1.00               | \$ 20,500.00    | 1.00               | \$ 20,500.00  |
|                                      | Insurance   | 1.00                 | LS   | \$ 10,000.00  | \$ 10,000.00  | 0.00                     | \$ -                  | 1.00               | \$ 10,000.00    | 1.00               | \$ 10,000.00  |
| 3.                                   | Demolition and Disposal of existing 55' Ø X 24', Bolted steel Ground Storage Tank, foundation, attached/adjacent Piping, Valves, Splash Pads, Conduit, Silt, Debris, Unsuitable and Excess Soils, Accessories and Incidentals; including demolition and disposal of all yard piping, valves and fittings; Complete in Place. In accordance with contract plans and specifications.          |                      |      |               |               |                          |                       |                    |                 |                    |               |
|                                      | Demo Foundation and Tank  | 1.00                 | LS   | \$ 33,700.00  | \$ 33,700.00  | 0.00                     | \$ -                  | 1.00               | \$ 33,700.00    | 1.00               | \$ 33,700.00  |
|                                      | Disconnect Piping   | 1.00                 | LS   | \$ 5,000.00   | \$ 5,000.00   | 0.00                     | \$ -                  | 1.00               | \$ 5,000.00     | 1.00               | \$ 5,000.00   |
|                                      | Demo Piping and Valves  | 1.00                 | LS   | \$ 14,000.00  | \$ 14,000.00  | 0.00                     | \$ -                  | 1.00               | \$ 14,000.00    | 1.00               | \$ 14,000.00  |
|                                      | Furnish and Install Pipe Plugs  | 1.00                 | LS   | \$ 6,000.00   | \$ 6,000.00   | 0.00                     | \$ -                  | 1.00               | \$ 6,000.00     | 1.00               | \$ 6,000.00   |
| 4.                                   | Installation and Erection of 48'Ø X 32' high, Welded Steel Ground Storage Tank, including foundation, required select fill soil manipulation, Self-supporting Umbrella Roof, Peripheral Shell Vents, attached/adjacent Piping, Valves, Fittings, Disinfection, Tank Coating System, appurtenances and incidentals; Complete in Place. In accordance with contract plans and specifications. |                      |      |               |               |                          |                       |                    |                 |                    |               |
|                                      | Site Prep   | 1.00                 | LS   | \$ 10,000.00  | \$ 10,000.00  | 0.00                     | \$ -                  | 1.00               | \$ 10,000.00    | 1.00               | \$ 10,000.00  |
|                                      | Foundation  | 1.00                 | LS   | \$ 41,600.00  | \$ 41,600.00  | 0.00                     | \$ -                  | 1.00               | \$ 41,600.00    | 1.00               | \$ 41,600.00  |
|                                      | Tank Pad  | 1.00                 | LS   | \$ 7,400.00   | \$ 7,400.00   | 0.00                     | \$ -                  | 1.00               | \$ 7,400.00     | 1.00               | \$ 7,400.00   |
|                                      | Floor   | 1.00                 | LS   | \$ 100,000.00 | \$ 100,000.00 | 0.00                     | \$ -                  | 1.00               | \$ 100,000.00   | 1.00               | \$ 100,000.00 |

Harris County MUD No. 109  
 WP No. 1 GST Replacement  
 BGE Job No. 13006-00  
 Pay Estimate No. 7

| Item | Description   | Contract<br>Quantity | Unit | Unit Price    | Amount        | Completed<br>This Period | Amount This<br>Period | Previous<br>Period | Previous Amount | Total<br>Completed | Total         |
|------|---|----------------------|------|---------------|---------------|--------------------------|-----------------------|--------------------|-----------------|--------------------|---------------|
|      | Shell   | 1.00                 | LS   | \$ 190,000.00 | \$ 190,000.00 | 0.00                     | \$ -                  | 1.00               | \$ 190,000.00   | 1.00               | \$ 190,000.00 |
|      | Roof  | 1.00                 | LS   | \$ 230,000.00 | \$ 230,000.00 | 0.00                     | \$ -                  | 1.00               | \$ 230,000.00   | 1.00               | \$ 230,000.00 |
|      | Appurtenances   | 1.00                 | LS   | \$ 90,000.00  | \$ 90,000.00  | 0.00                     | \$ -                  | 1.00               | \$ 90,000.00    | 1.00               | \$ 90,000.00  |
|      | Paint/Coating   | 1.00                 | LS   | \$ 164,000.00 | \$ 164,000.00 | 0.48                     | \$ 78,556.00          | 0.52               | \$ 85,444.00    | 1.00               | \$ 164,000.00 |
|      | Splash Pads   | 1.00                 | LS   | \$ 4,000.00   | \$ 4,000.00   | 0.00                     | \$ -                  | 1.00               | \$ 4,000.00     | 1.00               | \$ 4,000.00   |
|      | Sterilization   | 1.00                 | LS   | \$ 3,000.00   | \$ 3,000.00   | 0.00                     | \$ -                  | 0.00               | \$ -            | 0.00               | \$ -          |
| 5.   | Yard Piping, including 12-inch piping to feed Proposed Ground Storage Tank from the existing 12" water well piping, 16-inch suction from suction header, and 16-inch overflow from existing overflow splash pad; all temporary fittings as needed and all connections. Complete in Place. In accordance with contract plans and specifications. |                      |      |               |               |                          |                       |                    |                 |                    |               |
|      | Material  | 1.00                 | LS   | \$ 72,700.00  | \$ 72,700.00  | 0.00                     | \$ -                  | 1.00               | \$ 72,700.00    | 1.00               | \$ 72,700.00  |
|      | Installation  | 1.00                 | LS   | \$ 12,800.00  | \$ 12,800.00  | 0.00                     | \$ -                  | 1.00               | \$ 12,800.00    | 1.00               | \$ 12,800.00  |
| 6.   | Horizontal Cathodic Protection for Welded Ground Storage Tank, including all necessary appurtenances; Complete in Place. In accordance with contract plans and specifications.  |                      |      |               |               |                          |                       |                    |                 |                    |               |
|      | Design, Furnish, and Install  | 1.00                 | LS   | \$ 20,000.00  | \$ 20,000.00  | 0.00                     | \$ -                  | 0.00               | \$ -            | 0.00               | \$ -          |
|      | Commission and Test   | 1.00                 | LS   | \$ 2,000.00   | \$ 2,000.00   | 0.00                     | \$ -                  | 0.00               | \$ -            | 0.00               | \$ -          |
| 7.   | Site Work, including Proposed Sidewalk, Bollards, Site Preparation, Grading, Swale Re-Grading, Hydromulch Seeding and Site Restoration. Removal and replacement of 7-inch concrete pavement, 6-inch subgrade and 8-inch PVC culvert piping; Complete in Place. In accordance with contract plans and specifications.                            |                      |      |               |               |                          |                       |                    |                 |                    |               |
|      | Site Prep   | 1.00                 | LS   | \$ 6,000.00   | \$ 6,000.00   | 0.00                     | \$ -                  | 1.00               | \$ 6,000.00     | 1.00               | \$ 6,000.00   |

Harris County MUD No. 109  
 WP No. 1 GST Replacement  
 BGE Job No. 13006-00  
 Pay Estimate No. 7

| Item   | Description   | Contract<br>Quantity | Unit | Unit Price   | Amount          | Completed<br>This Period | Amount This<br>Period | Previous<br>Period | Previous Amount | Total<br>Completed | Total           |
|--|---|----------------------|------|--------------|-----------------|--------------------------|-----------------------|--------------------|-----------------|--------------------|-----------------|
|  | RCP   | 1.00                 | LS   | \$ 2,400.00  | \$ 2,400.00     | 0.00                     | \$ -                  | 0.00               | \$ -            | 0.00               | \$ -            |
|  | Demo Paving   | 1.00                 | LS   | \$ 4,500.00  | \$ 4,500.00     | 0.00                     | \$ -                  | 1.00               | \$ 4,500.00     | 1.00               | \$ 4,500.00     |
|  | Paving  | 1.00                 | LS   | \$ 33,100.00 | \$ 33,100.00    | 0.00                     | \$ -                  | 0.00               | \$ -            | 0.00               | \$ -            |
|  | Sidewalk  | 1.00                 | LS   | \$ 2,500.00  | \$ 2,500.00     | 0.00                     | \$ -                  | 0.00               | \$ -            | 0.00               | \$ -            |
|  | Final Grading   | 1.00                 | LS   | \$ 15,000.00 | \$ 15,000.00    | 0.00                     | \$ -                  | 0.00               | \$ -            | 0.00               | \$ -            |
|  | Hydromulch  | 1.00                 | LS   | \$ 2,000.00  | \$ 2,000.00     | 0.00                     | \$ -                  | 0.00               | \$ -            | 0.00               | \$ -            |
|  | Bollards  | 1.00                 | LS   | \$ 4,000.00  | \$ 4,000.00     | 0.00                     | \$ -                  | 0.00               | \$ -            | 0.00               | \$ -            |
| 8.   | Electrical conduit, controls, wiring, duct banks, pull box, SPD for existing well and service entrance, proposed GST appurtenances, ground wells, pavement replacement for conduit runs, and all electrical incidentals; Complete in Place. |                      |      |              |                 |                          |                       |                    |                 |                    |                 |
|  | Mobilization  | 1.00                 | LS   | \$ 6,000.00  | \$ 6,000.00     | 0.00                     | \$ -                  | 1.00               | \$ 6,000.00     | 1.00               | \$ 6,000.00     |
|  | Underground Conduit   | 1.00                 | LS   | \$ 19,000.00 | \$ 19,000.00    | 0.00                     | \$ -                  | 1.00               | \$ 19,000.00    | 1.00               | \$ 19,000.00    |
|  | Above Ground Conduit  | 1.00                 | LS   | \$ 6,000.00  | \$ 6,000.00     | 0.00                     | \$ -                  | 0.00               | \$ -            | 0.00               | \$ -            |
|  | Grounding   | 1.00                 | LS   | \$ 15,600.00 | \$ 15,600.00    | 0.00                     | \$ -                  | 1.00               | \$ 15,600.00    | 1.00               | \$ 15,600.00    |
|  | SDP   | 1.00                 | LS   | \$ 13,000.00 | \$ 13,000.00    | 0.00                     | \$ -                  | 0.00               | \$ -            | 0.00               | \$ -            |
|  | Wire  | 1.00                 | LS   | \$ 8,000.00  | \$ 8,000.00     | 0.00                     | \$ -                  | 0.00               | \$ -            | 0.00               | \$ -            |
| 9.   | Trench Safety System, Complete in Place   | 1.00                 | LS   | \$ 100.00    | \$ 100.00       | 0.00                     | \$ -                  | 0.00               | \$ -            | 0.00               | \$ -            |
| 10.  | Storm Water Pollution Prevention Plan; Complete in Place.   | 1.00                 | LS   | \$ 1,800.00  | \$ 1,800.00     | 0.00                     | \$ -                  | 0.00               | \$ -            | 0.00               | \$ -            |
| <b>UNIT A: BASE BID ITEMS - SUBTOTAL</b>     |   |                      |      |              | \$ 1,199,600.00 |                          | \$ 78,556.00          |                    | \$ 1,002,244.00 |                    | \$ 1,080,800.00 |
| <b><u>UNIT B: SUPPLEMENTAL BID ITEMS</u></b> |   |                      |      |              |                 |                          |                       |                    |                 |                    |                 |
| 1.   | As directed, Excavation and Disposal of Existing Soil per Geotech Recommendation during Construction, Complete In Place (\$15.00 per CY minimum)  | 170.00               | CY   | \$ 15.00     | \$ 2,550.00     | 0.00                     | \$ -                  | 170.00             | \$ 2,550.00     | 170.00             | \$ 2,550.00     |

Harris County MUD No. 109  
 WP No. 1 GST Replacement  
 BGE Job No. 13006-00  
 Pay Estimate No. 7

| Item | Description   | Contract<br>Quantity | Unit | Unit Price   | Amount       | Completed<br>This Period | Amount This<br>Period | Previous<br>Period | Previous Amount | Total<br>Completed | Total       |
|------|---|----------------------|------|--------------|--------------|--------------------------|-----------------------|--------------------|-----------------|--------------------|-------------|
| 2.   | As directed, Select Fill placement per Geotech Recommendation during Construction, Complete In Place (\$40.00 per CY minimum)                         | 170.00               | CY   | \$ 40.00     | \$ 6,800.00  | 0.00                     | \$ -                  | 170.00             | \$ 6,800.00     | 170.00             | \$ 6,800.00 |
| 3.   | "Extra" as directed, Excavation and Backfill for Structures, Complete In Place (\$25.00 per CY minimum)   | 30.00                | CY   | \$ 25.00     | \$ 750.00    | 0.00                     | \$ -                  | 0.00               | \$ -            | 0.00               | \$ -        |
| 4.   | "Extra" as directed, Excavation, Trenching, and Backfill for Utilities, Complete In Place (\$15.00 per CY minimum)                                    | 30.00                | CY   | \$ 15.00     | \$ 450.00    | 0.00                     | \$ -                  | 0.00               | \$ -            | 0.00               | \$ -        |
| 5.   | "Extra" as directed, Reinforcing Steel, Complete in Place (\$1,500 per TON minimum)   | 2.00                 | TON  | \$ 1,500.00  | \$ 3,000.00  | 0.00                     | \$ -                  | 0.00               | \$ -            | 0.00               | \$ -        |
| 6.   | "Extra" as directed, Cast In Place Concrete, Complete in Place (\$800 per CY minimum)   | 10.00                | CY   | \$ 800.00    | \$ 8,000.00  | 0.00                     | \$ -                  | 0.00               | \$ -            | 0.00               | \$ -        |
| 7.   | "Extra" as directed, Cement Stabilized Sand, Complete In Place (\$35.00 per CY minimum)   | 50.00                | CY   | \$ 35.00     | \$ 1,750.00  | 0.00                     | \$ -                  | 0.00               | \$ -            | 0.00               | \$ -        |
| 8.   | "Extra" as directed, Ductile Iron Fittings, Complete In Place (\$1,500 per TON minimum)   | 2.00                 | TON  | \$ 1,500.00  | \$ 3,000.00  | 0.00                     | \$ -                  | 0.00               | \$ -            | 0.00               | \$ -        |
| 9.   | "Extra" as directed, Remove, disposal and furnish and install new 12-inch above grade gate valve, Complete In Place (\$8,000.00 per EA minimum)       | 1.00                 | EA   | \$ 8,000.00  | \$ 8,000.00  | 0.00                     | \$ -                  | 0.00               | \$ -            | 0.00               | \$ -        |
| 10.  | "Extra" as directed, Remove, disposal and furnish and install new 20-inch above grade butterfly valve, Complete In Place (\$14,000.00 per EA minimum) | 1.00                 | EA   | \$ 14,000.00 | \$ 14,000.00 | 0.00                     | \$ -                  | 0.00               | \$ -            | 0.00               | \$ -        |
| 11.  | "Extra" as directed, 12-Inch Ductile Iron Pipe (all depths), Complete In Place (\$150.00 per LF minimum)  | 50.00                | LF   | \$ 150.00    | \$ 7,500.00  | 0.00                     | \$ -                  | 0.00               | \$ -            | 0.00               | \$ -        |



Harris County MUD No. 109  
 WP No. 1 GST Replacement  
 BGE Job No. 13006-00  
 Pay Estimate No. 7

| Item   | Description   | Contract<br>Quantity | Unit | Unit Price  | Amount          | Completed<br>This Period | Amount This<br>Period | Previous<br>Period | Previous Amount | Total<br>Completed | Total           |
|--|---|----------------------|------|-------------|-----------------|--------------------------|-----------------------|--------------------|-----------------|--------------------|-----------------|
| 12.  | "Extra" as directed, 12-Inch C905-DR18 PVC Pipe (all depths), Complete In Place (\$110.00 per LF minimum) | 50.00                | LF   | \$ 110.00   | \$ 5,500.00     | 0.00                     | \$ -                  | 0.00               | \$ -            | 0.00               | \$ -            |
| 13.  | "Extra" as directed, Electrical Improvements, Complete In Place (\$8,000.00 minimum)                      | 1.00                 | LS   | \$ 8,000.00 | \$ 8,000.00     | 0.00                     | \$ -                  | 4.98               | \$ 39,860.00    | 4.98               | \$ 39,860.00    |
| 14.  | "Extra" as directed, Water Plant Improvements, Complete In Place (\$5,000.00 minimum)                     | 1.00                 | LS   | \$ 5,000.00 | \$ 5,000.00     | 0.00                     | \$ -                  | 0.00               | \$ -            | 0.00               | \$ -            |
| <b>UNIT B: SUPPLEMENTAL BID ITEMS - SUBTOTAL</b> |   |                      |      |             | \$ 74,300.00    |                          | \$ -                  |                    | \$ 49,210.00    |                    | \$ 49,210.00    |
| Total Contract Amount:                           |   |                      |      |             | \$ 1,273,900.00 |                          |                       |                    |                 |                    |                 |
| Change Order No. 1                               |   |                      |      |             |                 |                          |                       |                    |                 |                    |                 |
|  |   |                      |      |             | \$ -            |                          | \$ -                  |                    | \$ -            |                    | \$ -            |
| Totals:  |   |                      |      |             | \$ 1,273,900.00 |                          | \$ 78,556.00          |                    | \$ 1,051,454.00 |                    | \$ 1,130,010.00 |

STATE OF TEXAS §

COUNTY OF HARRIS §

BEFORE ME, the undersigned authority, on this day personally appeared James E. Schier the President of **Schier Construction Company, Inc. ("CONTRACTOR")**. CONTRACTOR has performed labor and furnished materials pursuant to that certain Contract entered into on the 18th day of February, 2025 by and between CONTRACTOR and **Harris County Municipal Utility District No. 109**, for the erection, construction, and completion of certain improvements and/or additions upon the following described premises, to wit:

**"Construction of Water Plant No. 1 Ground Storage Tank Replacement for Harris County MUD No. 109, Harris County, Texas."**

The undersigned, being by me duly sworn, states upon oath that the materials supplied in connection with CONTRACTOR's Application for Partial Payment No. 7, dated 10/28/2025 (the "Application Date"), represents the actual cost of sound materials that have been or will be fabricated into the Work in compliance with the agreed to plans and specifications (and all authorized changes thereto).

The undersigned further states that as of the Application Date, CONTRACTOR has paid all bills and claims for materials supplied in connection with the aforesaid Partial Payment, and that there are no outstanding unpaid bills or claims for labor performed or materials furnished.

CONTRACTOR acknowledges complete satisfaction of, and forever waives and releases, all claims of every kind against OWNER or the property where the labor and/or materials were installed, including, without limitation, any liens or potential liens, which CONTRACTOR may have as a result of, or in connection with, the labor and/or materials supplied in connection with the aforesaid Partial payment.

CONTRACTOR represents that the person executing this affidavit on behalf of CONTRACTOR is duly authorized to sign this affidavit and to legally bind CONTRACTOR hereto. All of the provisions of this affidavit shall bind CONTRACTOR, its heirs, representatives, successors and assigns and shall inure to the benefit of OWNER, and its legal representatives, successors, assigns.

This affidavit is being made by the undersigned realizing that it is in reliance upon the truthfulness of the statements contained herein that a partial payment under said Contract is being made, and in consideration of the disbursement of said partial payment by OWNER.

CONTRACTOR HEREBY AGREES TO DEFEND, PROTECT, INDEMNIFY AND HOLD OWNER SAFE AND HARMLESS FROM AND AGAINST ALL LOSSES, DAMAGES, COSTS, AND EXPENSES OF ANY CHARACTER WHATSOEVER SPECIFICALLY INCLUDING COURT COSTS, BONDING FEES, AND ATTORNEY FEES ARISING OUT OF OR IN ANY WAY RELATING TO CLAIMS FOR UNPAID LABOR OR MATERIALS FURNISHED AS OF THE APPLICATION DATE.

Executed this 28th day of October, 20 25.

SCHIER CONSTRUCTION COMPANY, INC

By:

James E. Schier

Name

James E. Schier

Printed:

President

Title:

STATE OF TEXAS §

COUNTY OF Harris §

Subscribed and sworn to before me, the undersigned authority, on this the 28th day of October, 20 25, to certify which, witness my hand and seal of office.

Nicholas A. Figueroa

Notary Public, State of Texas

Notary's Name Printed:

Nicholas A. Figueroa

My commission expires: 01/02/2029



## **APPOINTMENT OF AGENT FOR THE 2026 DIRECTORS ELECTION**

WHEREAS, Harris County Municipal Utility District No. 109 (the “District”) is required to hold a Directors Election on the first Saturday in May of even numbered years for each open position unless the candidate for such position is unopposed; and

WHEREAS, pursuant to Section 31.123 of the Texas Election Code, if the Secretary of the Board of Directors does not maintain an office, the Secretary is required to appoint an agent (i) to maintain office hours, (ii) to maintain the documents, records, and other papers relating to the election, (iii) to receive any personally delivered document relating to the election that the Secretary of the Board of Directors is authorized or required to receive; and (iv) to make available for inspection and copying documents, records and other papers that are required to be maintained in the agent’s office, subject to approval of the Board of Directors (the “Board”); and

WHEREAS, pursuant to Section 49.109 of the Texas Water Code, the Board may appoint a person, including a District officer, employee or consultant, to serve as the District’s agent under Section 31.123, Texas Election Code;

### **NOW, THEREFORE, BE IT KNOWN THAT:**

1. The Secretary of the Board hereby appoints Jane Maher of Norton Rose Fulbright US LLP as the Secretary’s agent to perform the duties provided by Section 31.123 of the Election Code and to perform any other ministerial duties in connection with the election that may lawfully be performed by such agent, and the Board approves such appointment.
2. The Board hereby appoints Jane Maher of Norton Rose Fulbright US LLP as the District’s agent to perform the duties provided by Section 31.123 of the Election Code and to perform any other ministerial duties in connection with the election that may lawfully be performed by such agent.
3. The Secretary and the Board hereby confirm and ratify all actions previously taken by such agent in connection with the 2026 Directors Election.

**DATED** this 18th day of November, 2025.

---

President, Board of Directors

---

Secretary, Board of Directors

**NOTICE OF DEADLINE TO FILE APPLICATIONS FOR PLACE ON THE BALLOT**  
**AVISO DE FECHA LÍMITE PARA PRESENTAR SOLICITUDES DE UN LUGAR EN LA BOLETA DE**  
**VOTACIÓN**  
**THÔNG BÁO VỀ HẠN CHÓT NỘP ĐƠN XIN GHI TÊN TRANH CỬ TRÊN LÁ PHIẾU**  
**申請登記選票席位 截止公告**

Notice is hereby given that applications for a place on the Harris County Municipal Utility District No. 109 Regular Election ballot may be filed during the following time:

*Se notifica por el presente que las solicitudes de un lugar en la boleta de votación de la Elección Regular del Harris County Municipal Utility District No. 109 se pueden presentar durante el siguiente periodo:*

*Theo đây xin thông báo thời gian có thể nộp đơn xin ghi tên tranh cử trên lá phiếu của Cuộc Bầu Cử Thường Lệ của Harris County Municipal Utility District No. 109 như sau:*

*特此公告，申請登記 Harris County Municipal Utility District No. 109 普通選舉之選票席位可在如下時間辦理：*

**Filing Dates and Times:**

*Fechas y horarios de presentación de solicitudes:*

*Ngày và Giờ Nộp Đơn:*

*申請日期及時間：*

Start Date: January 14, 2026

End Date: February 13, 2026 by 5:00 p.m.

Fecha de inicio: 14 de enero de 2026

Fecha de cierre: 13 de febrero de 2026 a las 5:00 p.m.

Ngày Bắt Đầu: 14 tháng Một, 2026

Ngày Kết Thúc: 13 tháng Hai, 2026 trước 5:00 chiều

開始日期：2026年1月14日

結束日期：2026年2月13日，下午5:00

Office Hours: 9:00 a.m. to 5:00 p.m.

Horario de atención: de 9:00 a.m. a 5:00 p.m.

Giờ Làm Việc: 9 giờ sáng đến 5 giờ chiều

辦公時間：上午9:00至下午5:00

Physical address for filing applications in person for place on the ballot:

*Dirección física para presentar solicitudes de un lugar en la boleta de votación en persona:*

*Địa chỉ đích thân tới nộp đơn xin ghi tên tranh cử trên lá phiếu:*

*親自辦理選票席位申請的地址是：*

HARRIS COUNTY MUNICIPAL UTILITY DISTRICT NO. 109

c/o Jane Maher at Norton Rose Fulbright US LLP

1550 Lamar Street, Suite 2000

Houston, TX 77010-4106

Address to mail applications for place on the ballot (if filing by mail):

*Dirección para enviar por correo las solicitudes de un lugar en la boleta de votación (si se realiza el trámite por correo):*

*Địa chỉ nhận đơn xin ghi tên trên lá phiếu qua thư (nếu nộp qua đường bưu điện):*

*辦理登記郵寄選票申請地址是 (若以郵寄方式申請):*

HARRIS COUNTY MUNICIPAL UTILITY DISTRICT NO. 109

c/o Jane Maher at Norton Rose Fulbright US LLP

1550 Lamar Street, Suite 2000

Houston, TX 77010-4106

Information to fax or email applications for place on the ballot (if filing by fax or email):

*Información para enviar por fax o correo electrónico las solicitudes de un lugar en la boleta de votación (si se realiza el trámite por fax o correo electrónico):*

*Thông tin để gửi qua fax hoặc email các đơn xin đóng phiếu (nếu nộp bằng fax hoặc email):*

傳真或通過電子郵件發送給選票的信息（如果通過傳真或電子郵件提交）：

HARRIS COUNTY MUNICIPAL UTILITY DISTRICT NO. 109

c/o Jane Maher at Norton Rose Fulbright US LLP

FAX: +1 713 651 5246

Email: jane.maher@nortonrosefulbright.com

---

Printed Name of Filing Officer

Nombre en letra de molde del funcionario encargado

Tên Viết Bằng Chữ In của Viên Chức phụ trách Nộp

辦理申請官員印刷體姓名

---

Signature of Filing Officer

Firma del funcionario encargado

Chữ Ký của Viên Chức phụ trách Nộp Đơn

辦理申請官員簽名

---

Date Posted

*Fecha de colocación*

*Ngày Niêm Yết*

公告日期

RESOLUTION AUTHORIZING PUBLICATION OF NOTICE OF INTENT NOT TO  
USE AN ELECTRONIC VOTING SYSTEM FOR THE 2026 DIRECTORS ELECTION

WHEREAS, Harris County Municipal Utility District No. 109 (the “District”) is required to hold a Directors Election on the first Saturday in May of even numbered years for each open position unless the candidate for such position is unopposed; and

WHEREAS, pursuant to Section 49.111 of the Texas Water Code, a district is exempt from the acquisition, lease or use of an electronic voting system for an election if (i) the most recently scheduled district directors’ election was not held because each candidate was unopposed, or (ii) fewer than 250 voters voted at the most recently held district directors’ election; and

WHEREAS, a district eligible for the exemption must publish notice in a newspaper of general circulation in an area that includes the district or mail notice to each voter in the district regarding the district’s intention to hold an election without providing a voting station that meets the requirements for accessibility under 42 USC Section 15481(a)(3) on election day and during the period for early voting by personal appearance; and

WHEREAS, the district must comply with a request for an accessible voting station if the request is received not later than the 45<sup>th</sup> day before the date of the election;

NOW, THEREFORE, BE IT RESOLVED BY THE BOARD OF DIRECTORS OF THE DISTRICT THAT:

1. The Board hereby finds that it is eligible for the exemption from the acquisition, lease or use of an electronic voting system under Section 49.111 of the Texas Water Code.
2. The Board hereby directs the District’s election agent to arrange for publication of a notice in a newspaper of general circulation in an area that includes the District regarding the District’s intention to hold an election without providing a voting station that meets the requirements for accessibility under 42 USC Section 15481(a)(3) either on election day or during the period for early voting by personal appearance, in substantially the form attached hereto.
3. The Board hereby directs the District’s election agent to notify the Board in the event she receives a request for an accessible voting system not later than the 45<sup>th</sup> day before the date of the election so that arrangements can be made to provide an accessible voting station on election day and during the period for early voting by personal appearance, as required by Section 49.111 of the Texas Water Code.

**PASSED AND APPROVED** this 18<sup>th</sup> day of November, 2025.

\_\_\_\_\_  
President, Board of Directors

## NOTICE OF EXEMPTION FROM USE OF ELECTRONIC VOTING SYSTEM

In connection with an election to be held on May 2, 2026, NOTICE IS GIVEN that each of the political subdivisions listed in this Notice intends to hold the election without providing a voting station that meets the requirements for accessibility under 42 U.S.C. Section 15481(a)(3) either on election day or during the period for early voting by personal appearance.

However, any voter in a political subdivision listed in this Notice may request the use of a voting station that meets the accessibility requirements for voting by a person with a disability, and the political subdivision will comply with such request if it is received no later than the 45<sup>th</sup> day before the date of the election. To submit a request, please submit the request in writing addressed to the applicable political subdivision in care of Norton Rose Fulbright US LLP, 1550 Lamar Street, Suite 2000, Houston, Texas 77010. Requests can be faxed to the same addressee at 713/651-5589.

---

## AVISO DE EXENCIÓN DEL USO DE UN SISTEMA DE VOTACIÓN ELECTRÓNICO

Relativo a una elección que se llevará a cabo el día 2 de mayo de 2026, SE NOTIFICA por el presente que cada una de las subdivisiones políticas listadas en este Aviso tiene la intención de realizar una elección sin proveer una estación de votación que cumpla con los requisitos de accesibilidad bajo la Sección 15481 (a)(3) de 42 U.S.C. tanto el día de elección como durante el período de votación anticipada en persona.

Sin embargo, cualquier votante en una subdivisión política listada en este Aviso puede solicitar el uso de una estación de votación que cumpla con los requisitos de accesibilidad para que una persona con una discapacidad pueda votar, y la subdivisión política cumplirá con tal pedido si el mismo es recibido no más tarde del 45 día antes de la fecha de la elección. Para hacer un pedido, sírvase hacer la solicitud por escrito dirigida a la subdivisión política correspondiente a la atención de Norton Rose Fulbright US LLP, 1550 Lamar Street, Suite 2000, Houston, Texas 77010. Los pedidos también pueden ser enviados por fax al mismo destinatario al 713/651-5589.



## THÔNG BÁO MIỄN SỬ DỤNG HỆ THỐNG BỎ PHIẾU ĐIỆN TỬ

Về cuộc bầu cử sẽ được tổ chức vào ngày 2 tháng Năm, 2026, THEO ĐÂY XIN THÔNG BÁO mỗi phân khu chính trị ghi trong Thông Báo này dự định tổ chức cuộc bầu cử đó mà không cung cấp một trạm bỏ phiếu hội đủ các yêu cầu để sử dụng cho người khuyết tật theo 42 U.S.C Mục 15481(a)(3) vào ngày bầu cử hoặc trong giai đoạn đích thân tới bỏ phiếu sớm.

Tuy nhiên, bất kỳ cử tri nào trong một phân khu chính trị ghi trong Thông Báo này đều có thể yêu cầu sử dụng trạm bỏ phiếu hội đủ yêu cầu về dễ sử dụng cho người khuyết tật để người khuyết tật có thể tham gia bỏ phiếu, và phân khu chính trị đó sẽ đáp ứng yêu cầu đó nếu nhận được yêu cầu trễ nhất là ngày thứ 45 trước ngày bầu cử. Vui lòng gửi yêu cầu bằng văn bản tới cho phân khu chính trị thích hợp qua Norton Rose Fulbright US LLP, 1550 Lamar Street, Suite 2000, Houston, Texas 77010. Có thể gửi yêu cầu qua fax tới cùng nơi nói trên tại số 713/651-5589.

---

### 關於免於使用電子投票系統的通知

關於將於2026年5月2日舉行的選舉，本通知中所列各政治區劃擬在選舉日或親自出席提前投票期間不提供符合美國法典第42卷第15481(a)(3)條中關於無障礙投票之規定的投票站。

然而，本通知中所列政治區劃內任何選民有權要求使用可協助殘疾人進行無障礙投票的投票站，若該政治區劃不晚於選舉日期前45天收到申請，將會滿足該要求。若要提交申請，請書面寄至相應的政治區劃，由Norton Rose Fulbright US LLP（地址：1550 Lamar Street, Suite 2000, Houston, Texas 77010）轉交。上述申請也可傳真至相同地址，傳真號：713/651-5589。